

Independent Auditor's Review Report on the Quarterly and Year to Date Unaudited Standalone Financial Results of Rainbow Children's Medicare Limited Pursuant to the Regulation 33 of the SEBI (Listing Obligations and Disclosure Requirements) Regulations, 2015, as amended**Review Report to
The Board of Directors
Rainbow Children's Medicare Limited**

1. We have reviewed the accompanying statement of unaudited standalone financial results of **Rainbow Children's Medicare Limited** (the "Company") for the quarter ended 30 September 2024 and year to date from 01 April 2024 to 30 September 2024 (the "Statement") attached herewith, being submitted by the Company pursuant to the requirements of Regulation 33 of the SEBI (Listing Obligations and Disclosure Requirements) Regulations, 2015, as amended (the "Listing Regulations").
2. The Company's Management is responsible for the preparation of the Statement in accordance with the recognition and measurement principles laid down in Indian Accounting Standard 34, (Ind AS 34) "Interim Financial Reporting" prescribed under Section 133 of the Companies Act, 2013 as amended, read with relevant rules issued thereunder and other accounting principles generally accepted in India and in compliance with Regulation 33 of the Listing Regulations. The Statement has been approved by the Company's Board of Directors. Our responsibility is to express a conclusion on the Statement based on our review.
3. We conducted our review of the Statement in accordance with the Standard on Review Engagements (SRE) 2410, "Review of Interim Financial Information Performed by the Independent Auditor of the Entity" issued by the Institute of Chartered Accountants of India. This standard requires that we plan and perform the review to obtain moderate assurance as to whether the Statement is free of material misstatement. A review of interim financial information consists of making inquiries, primarily of persons responsible for financial and accounting matters, and applying analytical and other review procedures. A review is substantially less in scope than an audit conducted in accordance with Standards on Auditing and consequently does not enable us to obtain assurance that we would become aware of all significant matters that might be identified in an audit. Accordingly, we do not express an audit opinion.
4. Based on our review conducted as above, nothing has come to our attention that causes us to believe that the accompanying Statement, prepared in accordance with the recognition and measurement principles laid down in the aforesaid Indian Accounting Standards ('Ind AS') specified under Section 133 of the Companies Act, 2013 as amended, read with relevant rules issued thereunder and other accounting principles generally accepted in India, has not disclosed the information required to be disclosed in terms of the Listing Regulations, including the manner in which it is to be disclosed, or that it contains any material misstatement.

For S.R. BATLIBOI & ASSOCIATES LLP

Chartered Accountants

ICAI Firm registration number: 101049W/E300004


per Atin Bhargava
Partner

Membership No.: 504777

UDIN: 24504777BKDHPG3991



Place: Hyderabad

Date: 27 October 2024

Rainbow Children's Medicare Limited

CIN: L85110TG1998PLC029914

Registered Office : 8-2-120/103/1, Survey No. 403, Road No.2, Banjara Hills, Hyderabad, Telangana-500034

Tel: +91 40 4969 2244, e-mail : companysecretary@rainbowhospitals.in

Statement of Unaudited Standalone Financial Results for the quarter and year to date ended 30 September 2024

(Rs. in Millions except per share data)

Particulars	Quarter ended			Half year ended		Year ended
	30 September 2024	30 June 2024	30 September 2023	30 September 2024	30 September 2023	31 March 2024
	Unaudited	Unaudited	Unaudited	Unaudited	Unaudited	Audited
1. INCOME						
a. Revenue from operations	4,039.25	3,150.23	3,186.65	7,189.48	5,890.15	12,365.62
b. Other income	107.24	114.82	88.79	222.06	164.72	369.48
Total income	4,146.49	3,265.05	3,275.44	7,411.54	6,054.87	12,735.10
2. EXPENSES						
a. Cost of materials consumed	521.96	412.61	402.59	934.57	762.31	1,571.27
b. Employee benefits expense	515.11	470.55	384.89	985.66	800.56	1,687.09
c. Finance costs	173.89	174.39	125.85	348.28	264.34	560.66
d. Depreciation and amortisation expense	332.23	324.38	250.09	656.61	486.49	1,051.51
e. Professional fees to doctors	899.84	797.76	751.16	1,697.60	1,407.64	2,877.30
f. Other expenses	667.50	569.07	504.88	1,236.57	951.05	2,095.10
Total expenses	3,110.53	2,748.76	2,419.46	5,859.29	4,672.39	9,842.93
3. Profit before tax [1-2]	1,035.96	516.29	855.98	1,552.25	1,382.48	2,892.17
4. Tax expenses:						
a. Current tax	291.22	151.38	232.10	442.60	379.47	745.43
b. Deferred tax credit	(25.40)	(22.36)	(15.96)	(47.76)	(30.12)	(2.17)
c. Adjustment of tax relating to earlier years	(3.30)	-	-	(3.30)	-	-
Total tax expense	262.52	129.02	216.14	391.54	349.35	743.26
5. Profit after tax [3-4]	773.44	387.27	639.84	1,160.71	1,033.13	2,148.91
6. Other comprehensive income						
Items that will not be reclassified subsequently to the Statement of Profit or Loss						
Re-measurement gain on defined benefit obligation	7.40	1.21	2.22	8.61	3.43	17.21
Income tax effect	(1.87)	(0.30)	(0.56)	(2.17)	(0.86)	(4.33)
Other comprehensive income, net of tax	5.53	0.91	1.66	6.44	2.57	12.88
7. Total comprehensive income [5+6]	778.97	388.18	641.50	1,167.15	1,035.70	2,161.79
8. Paid-up equity share capital (Face value of Rs. 10 each)	1,015.52	1,015.02	1,015.02	1,015.52	1,015.02	1,015.02
9. Other equity						11,837.49
10. Earning per share (Face value of Rs.10 each)						
a. Basic (Rs)	7.62	3.82	6.30	11.43	10.18	21.17
b. Diluted (Rs)	7.62	3.82	6.30	11.43	10.18	21.17
	(Not annualised)	(Not annualised)	(Not annualised)	(Not annualised)	(Not annualised)	(Not annualised)



Notes :

- The above statement of unaudited standalone financial results of Rainbow Children's Medicare Limited ("the Company"), which have been prepared in accordance with Indian Accounting Standards ("Ind AS") prescribed under section 133 of Companies Act, 2013 ("the Act") read with relevant rules issued thereunder, other accounting principles generally accepted in India and in terms of Regulation 33 of Securities and Exchange Board of India ("SEBI") (Listing Obligations and Disclosure Requirements) Regulations, 2015 were reviewed and recommended by the Audit Committee and approved by the Board of Directors at their respective meetings held on 27 October 2024. The Statutory Auditors have carried out a limited review on the unaudited standalone financial results.
- Final dividend for the financial year 2023-24 of Rs. 3 per Equity Share of Rs. 10 each aggregating to Rs. 304.64 million was approved by the shareholders at the 26th Annual General Meeting held on 30 July 2024 and the same was paid on 30 July 2024.
- During the financial year 2022-23, the Company has completed Initial Public Offering of 29,168,579 Equity Shares of face value of Rs. 10 each of the Company for at an issue price of Rs. 542 per equity share (including a share premium of Rs. 532 per equity share, eligible employees bidding in the employee's reservation portion were offered a discount of Rs. 20 per equity share) aggregating to Rs. 15,808.49 million comprising a fresh issue of 5,167,679 Equity Shares aggregating to Rs. 2,800.00 million and an offer for sale of 24,000,900 Equity shares aggregating to Rs. 13,008.49 million. The equity shares of the Company were listed on National Stock Exchange of India Limited (NSE) and BSE Limited (BSE) w.e.f 10 May 2022.
The Company had received a net amount of Rs. 2,661.40 million (net of Company's share of IPO expenses Rs. 138.60 million which are proportionately allocated between Company and selling shareholders as per the respective offer size) from proceeds out of fresh issue of Equity Shares. The Company's share of IPO expenses Rs. 138.60 million have been adjusted with securities premium as per the Companies Act, 2013.

Details of utilisation of IPO proceeds:

(Rs. in Millions)

Objects of the issue	Amount as proposed in offer document (A)	Amount to be spent as per offer document up to 31 March 2025* (B)	Amount to be spent as per offer document for the year 2024-25 (C)	Status as at 30 September 2024	
				Utilisation up to 30 September 2024 (D)	Unspent balance as at 30 September 2024 (E) = (B) - (D)
Early redemption of NCDs issued by our Company to CDC Emerging Markets Limited, in full	400.00	400.00	-	400.00	-
Capital expenditure towards setting up of new hospitals and purchase of medical equipment for such new hospitals	1,700.00	1,700.00	200.00	1,555.25	144.75
General corporate purposes *	561.40	576.10	-	576.10	-
Total	2,661.40	2,676.10	200.00	2,531.35	144.75

* During the financial year 2023-24, the Company has received an amount of Rs. 14.70 million towards the Company's share of unspent IPO expenses. The same has been adjusted with securities premium as per the Companies Act, 2013. The Board of Directors of the Company in their meeting held on 30 October 2023 had approved to spend the amount of Rs. 14.70 million towards the General corporate purposes, refer column (B) in the table above. After this change, amount to be utilised for General corporate purposes is Rs. 576.10 million.

Net IPO proceeds which are unutilised as at 30 September 2024 amounting to Rs. 144.75 million (column E) have been temporarily invested in fixed deposits and held in current account with banks.

- During the financial year 2022-23, the Company secured bids for two land parcels in Gurugram, Haryana, measuring 9,414.87 square meters (approximately 2.32 acres) and 4,987 square meters (approximately 1.23 acres), located in Sector 44 and Sector 56, respectively. These parcels were auctioned by Haryana Shehri Vikas Pradhikaran ("HSVP"). On 05 July 2023, the Company received the allotment letters from HSVP, confirming the allocation of these properties following the full payment of consideration amounts totaling Rs. 1,338.62 million for the Sector 44 parcel and Rs. 290.45 million for the Sector 56 parcel. During the quarter, the Company completed the registration of these properties.
- a) The Company has allotted 44,000 and 5986 equity shares of Rs. 10 each, consequent to the exercise of the stock options by the eligible employees of the Company under the Rainbow Children's Medicare Limited - Employee Stock Unit Plan 2023 ("Stock Unit Plan 2023"). The allotment has been approved by the Nomination and Remuneration committee on 17 July 2024 and 22 August 2024 respectively.
b) Subsequently on 27 October 2024, the Company has accepted the resignation of an eligible employee. Accordingly, the Company has reversed an amount of Rs 52.05 million pertaining to the share based expense accounted for vested options as per Ind AS 102-"Share based payments" in previous periods.
- The Company is principally engaged in a single business segment viz., rendering medical and healthcare services. Further the business operation of the Company are concentrated in India, and hence, the Company is considered to operate only in one geographical segment.
- The unaudited standalone financial results for the quarter and year to date ended 30 September 2024, are available on the BSE Limited website (URL: www.bseindia.com), the National Stock Exchange of India Limited website (URL: www.ncsindia.com) and on the Company's website (URL: www.rainbowhospitals.in).



for and on behalf of the Board of Directors of
Rainbow Children's Medicare Limited

Dr. Ramesh Kancharla
Chairman and Managing Director
DIN: 00212270

Place : Hyderabad
Date : 27 October 2024

Standalone Statement of Assets and Liabilities			(Rs. in Millions)
Particulars	As at		
	30 September 2024	31 March 2024	
	Unaudited	Audited	
ASSETS			
Non-current assets			
a. Property, plant and equipment	8,023.07	6,230.82	
b. Capital work-in-progress	171.53	138.24	
c. Right-of-use of assets	5,693.70	5,915.44	
d. Other intangible assets	102.94	40.70	
e. Intangible assets under development	6.65	60.92	
f. Financial assets			
(i) Investments	465.45	465.45	
(ii) Loans	301.28	332.51	
(iii) Other financial assets	537.75	252.41	
g. Deferred tax assets (net)	299.27	253.68	
h. Non-current tax assets (net)	122.95	136.00	
i. Other non-current assets	110.15	1,735.22	
Total non-current assets	15,834.74	15,561.39	
Current assets			
a. Inventories	248.55	225.86	
b. Financial assets			
(i) Investments	4,058.63	2,996.16	
(ii) Trade receivables	975.48	715.59	
(iii) Cash and cash equivalents	135.67	74.85	
(iv) Bank balances other than (iii) above	120.12	0.07	
(v) Other financial assets	931.16	1,792.84	
c. Other current assets	117.00	137.60	
Total current assets	6,586.61	5,942.97	
TOTAL ASSETS	22,421.35	21,504.36	
EQUITY AND LIABILITIES			
EQUITY			
a. Equity share capital	1,015.52	1,015.02	
b. Other equity	12,658.44	11,837.49	
TOTAL EQUITY	13,673.96	12,852.51	
LIABILITIES			
Non-current liabilities			
a. Financial liabilities			
(i) Lease liabilities	7,133.64	7,193.80	
b. Provisions	109.21	72.94	
Total non-current liabilities	7,242.85	7,266.74	
Current liabilities			
a. Financial liabilities			
(i) Lease liabilities	166.87	153.20	
(ii) Trade payables			
a) Total outstanding dues to micro enterprises and small enterprises	85.88	86.09	
b) Total outstanding dues to creditors other than micro enterprises and small enterprises	892.78	677.30	
(iii) Other financial liabilities	179.22	324.49	
b. Other current liabilities	127.94	114.36	
c. Provisions	29.66	29.66	
d. Current tax liabilities (net)	22.19	0.01	
Total current liabilities	1,504.54	1,385.11	
TOTAL EQUITY AND LIABILITIES	22,421.35	21,504.36	



Standalone Statement of Cash Flows		(Rs. in Millions)	
Particulars	For the half year ended 30 September 2024	For the half year ended 30 September 2023	
	Unaudited	Unaudited	
Cash flows from operating activities			
Profit before tax	1,552.25	1,382.48	
Adjustments:			
Depreciation and amortisation expense	656.61	486.49	
Dividend income	-	(41.92)	
Gain on redemption of mutual funds	(22.21)	-	
Net gain on financial assets measured at fair value through profit or loss	(133.63)	-	
Unrealised foreign exchange loss, net	0.36	0.14	
Interest income on financial assets carries at amortised cost	(65.52)	(121.83)	
Employee stock option cost	(17.63)	22.88	
Finance cost	348.28	264.34	
Allowance / (reversal) for expected credit loss	44.01	(76.14)	
Net gain on sale of property, plant and equipment	(0.42)	(0.75)	
Liabilities no longer required written back	(0.27)	(0.22)	
	2,361.83	1,915.47	
Adjustments for working capital:			
(Increase) / decrease in inventories	(22.69)	16.06	
Increase in trade receivables	(303.90)	(70.28)	
(Increase) / decrease in financial and other assets	(6.01)	21.51	
Increase / (decrease) in trade payables	216.16	(43.66)	
Increase / (decrease) in financial liabilities and provisions	51.16	(19.51)	
Cash generated from operations	2,296.55	1,819.59	
Income tax paid, net	(404.07)	(382.74)	
Net cash from operating activities (A)	1,892.48	1,436.85	
Cash flows from investing activities			
Purchase of property, plant and equipment, intangibles, intangible assets under development including capital advances, capital creditors and capital work-in-progress	(794.31)	(2,414.72)	
Proceeds from sale of property, plant and equipment	0.42	0.75	
Bank deposits redeemed with maturity of more than three months, net	468.87	2,250.63	
Interest received	110.12	80.69	
Dividend received	-	41.92	
Gain on redemption of mutual funds, net	22.21	-	
Investment in mutual funds	(4,114.79)	(2,952.47)	
Redemption of mutual funds	3,185.95	2,107.76	
Loans realised	-	45.51	
Net cash used in investing activities (B)	(1,121.53)	(839.93)	
Cash flows from financing activities			
Principal payment of lease liabilities	(405.99)	(323.29)	
Proceeds from issue of share capital	0.50	-	
Refund of share issue expenses	-	14.70	
Dividend paid	(304.64)	(304.51)	
Net cash used in financing activities (C)	(710.13)	(613.10)	
Net increase / (decrease) in cash and cash equivalents (A+B+C)	60.82	(16.18)	
Cash and cash equivalents at the beginning of the period	74.85	118.13	
Cash and cash equivalents at the end of the period (note a)	135.67	101.95	
Notes:			
a) Components of cash and cash equivalents	As at 30 September 2024	As at 30 September 2023	
Cash on hand	6.65	5.40	
Balance with banks:			
- Current accounts	84.02	96.55	
- On deposit accounts (with original maturity of 3 months or less)	45.00	-	
	135.67	101.95	



Independent Auditor's Review Report on the Quarterly and Year to Date Unaudited Consolidated Financial Results of the Rainbow Children's Medicare Limited Pursuant to the Regulation 33 of the SEBI (Listing Obligations and Disclosure Requirements) Regulations, 2015, as amended**Review Report to
The Board of Directors
Rainbow Children's Medicare Limited**

1. We have reviewed the accompanying Statement of Unaudited Consolidated Financial Results of **Rainbow Children's Medicare Limited** (the "Holding Company") and its subsidiaries (the Holding Company and its subsidiaries together referred to as "the Group"), for the quarter ended 30 September 2024 and year to date from 01 April 2024 to 30 September 2024 (the "Statement") attached herewith, being submitted by the Holding Company pursuant to the requirements of Regulation 33 of the SEBI (Listing Obligations and Disclosure Requirements) Regulations, 2015, as amended (the "Listing Regulations").
2. The Holding Company's Management is responsible for the preparation of the Statement in accordance with the recognition and measurement principles laid down in Indian Accounting Standard 34, (Ind AS 34) "Interim Financial Reporting" prescribed under Section 133 of the Companies Act, 2013 as amended, read with relevant rules issued thereunder and other accounting principles generally accepted in India and in compliance with Regulation 33 of the Listing Regulations. The Statement has been approved by the Holding Company's Board of Directors. Our responsibility is to express a conclusion on the Statement based on our review.
3. We conducted our review of the Statement in accordance with the Standard on Review Engagements (SRE) 2410, "Review of Interim Financial Information Performed by the Independent Auditor of the Entity" issued by the Institute of Chartered Accountants of India. This standard requires that we plan and perform the review to obtain moderate assurance as to whether the Statement is free of material misstatement. A review of interim financial information consists of making inquiries, primarily of persons responsible for financial and accounting matters, and applying analytical and other review procedures. A review is substantially less in scope than an audit conducted in accordance with Standards on Auditing and consequently does not enable us to obtain assurance that we would become aware of all significant matters that might be identified in an audit. Accordingly, we do not express an audit opinion.

We also performed procedures in accordance with the Master Circular issued by the Securities and Exchange Board of India under Regulation 33(8) of the Listing Regulations, to the extent applicable.

4. The Statement includes the results of the following entities:

Holding company:

Rainbow Children's Medicare Limited

Subsidiaries:

- a) Rainbow Speciality Hospitals Private Limited
- b) Rosewalk Healthcare Private Limited
- c) Rainbow C R O Private Limited
- d) Rainbow Fertility Private Limited
- e) Rainbow Children's Hospital Private Limited
- f) Rainbow Woman & Children's Hospital Private Limited



S.R. BATLIBOI & ASSOCIATES LLP

Chartered Accountants

5. Based on our review conducted and procedures performed as stated in paragraph 3 above and based on the consideration of the review reports of other auditors referred to in paragraph 6 below, nothing has come to our attention that causes us to believe that the accompanying Statement, prepared in accordance with recognition and measurement principles laid down in the aforesaid Indian Accounting Standards ('Ind AS') specified under Section 133 of the Companies Act, 2013, as amended, read with relevant rules issued thereunder and other accounting principles generally accepted in India, has not disclosed the information required to be disclosed in terms of the Listing Regulations, including the manner in which it is to be disclosed, or that it contains any material misstatement.
6. The accompanying Statement includes the unaudited interim financial results, in respect of 2 subsidiaries, whose unaudited interim financial results include total assets of Rs. 686.01 million as at 30 September 2024, total revenues of Rs 178.44 million and Rs 349.05 million, total net profit after tax of Rs. 15.12 million and Rs. 23.69 million, total comprehensive income of Rs. 15.23 million and Rs. 23.93 million, for the quarter ended 30 September 2024 and the year to date from 01 April 2024 to 30 September 2024 respectively, and net cash outflows of Rs. 10.61 million for the period from 01 April 2024 to 30 September 2024, as considered in the Statement which have been reviewed by their respective independent auditors.

The independent auditor's reports on interim financial results of these entities have been furnished to us by the Management and our conclusion on the Statement, in so far as it relates to the amounts and disclosures in respect of these subsidiaries is based solely on the report of such auditors and procedures performed by us as stated in paragraph 3 above.

7. The accompanying Statement includes unaudited interim financial results in respect of 4 subsidiaries, whose interim financial results reflect total assets of Rs. 59.49 million as at 30 September 2024, and total revenues of Rs 1.01 million and Rs 2.15 million, total net profit after tax of Rs. 1.43 million and Rs. 2.90 million, total comprehensive income of Rs. 1.43 million and Rs. 2.90 million, for the quarter ended 30 September 2024 and the year to date from 01 April 2024 to 30 September 2024 respectively and net cash inflows of Rs. 1.92 million for the period from 01 April 2024 to 30 September 2024.


The unaudited interim financial results of these subsidiaries have not been reviewed by their auditors and have been approved and furnished to us by the Management and our conclusion on the Statement, in so far as it relates to the affairs of these subsidiaries, is based solely on such unaudited interim financial results. According to the information and explanations given to us by the Management, these interim financial results are not material to the Group.

Our conclusion on the Statement in respect of matters stated in para 6 and 7 is not modified with respect to our reliance on the work done and the reports of the other auditors and the financial results certified by the Management.

For S.R. Batliboi & Associates LLP

Chartered Accountants

ICAI Firm registration number: 101049W/E300004



per Atin Bhargava
Partner

Membership No.: 504777

UDIN: 24504777BKDHPH5341



Place: Hyderabad

Date: 27 October 2024

Rainbow Children's Medicare Limited

CIN: L85110TG1998PLC029914

Registered Office : 8-2-120/103/1, Survey No. 403, Road No.2, Banjara Hills, Hyderabad, Telangana-500034

Tel: +91 40 4969 2244, e-mail : companysecretary@rainbowhospitals.in

Statement of Unaudited Consolidated Financial Results for the quarter and year to date ended 30 September 2024

Particulars	(Rs. in Millions except per share data)					
	Quarter ended			Half year ended		Year ended
	30 September 2024	30 June 2024	30 September 2023	30 September 2024	30 September 2023	31 March 2024
	Unaudited	Unaudited	Unaudited	Unaudited	Unaudited	Audited
1. INCOME						
a. Revenue from operations	4,174.60	3,302.17	3,326.75	7,476.77	6,198.40	12,969.00
b. Other income	112.73	119.34	78.23	232.07	156.78	370.64
Total income	4,287.33	3,421.51	3,404.98	7,708.84	6,355.18	13,339.64
2. EXPENSES						
a. Cost of materials consumed	516.72	424.79	422.45	941.51	806.44	1,652.80
b. Employee benefits expense	537.47	489.98	407.33	1,027.45	843.30	1,761.70
c. Finance costs	181.02	181.62	133.38	362.64	279.45	590.54
d. Depreciation and amortisation expense	349.00	341.43	267.96	690.43	521.24	1,120.82
e. Professional fees to doctors	952.26	849.64	794.85	1,801.90	1,493.24	3,053.66
f. Other expenses	697.34	600.52	526.51	1,297.86	1,002.77	2,211.99
Total expenses	3,237.81	2,887.98	2,552.48	6,121.79	4,946.44	10,391.51
3. Profit before tax [1-2]	1,053.52	533.53	852.50	1,587.05	1,408.74	2,948.13
4. Tax expenses:						
a. Current tax	293.94	156.53	237.49	450.47	394.29	770.39
b. Deferred tax credit	(27.17)	(20.28)	(16.58)	(47.45)	(32.04)	(5.13)
c. Adjustment of tax relating to earlier years	(3.30)	-	-	(3.30)	-	-
Total tax expense	263.47	136.25	220.91	399.72	362.25	765.26
5. Profit after tax [3-4]	790.05	397.28	631.59	1,187.33	1,046.49	2,182.87
6. Other comprehensive income						
Items that will not be reclassified subsequently to the Statement of Profit or Loss						
Re-measurement gain on defined benefit obligation	7.51	1.34	2.58	8.85	3.81	17.70
Income tax effect	(1.87)	(0.31)	(0.57)	(2.18)	(0.88)	(4.36)
Other comprehensive income, net of tax	5.64	1.03	2.01	6.67	2.93	13.34
7. Total comprehensive income [5+6]	795.69	398.31	633.60	1,194.00	1,049.42	2,196.21
Profit after tax attributable to:						
Owners of the Company	788.69	395.33	629.08	1,184.02	1,039.03	2,170.01
Non-controlling interests	1.36	1.95	2.51	3.31	7.46	12.86
Profit after tax	790.05	397.28	631.59	1,187.33	1,046.49	2,182.87
Other comprehensive income attributable to:						
Owners of the Company	5.63	1.03	2.00	6.66	2.92	13.33
Non-controlling interests	0.01	0.00	0.01	0.01	0.01	0.01
Other comprehensive income	5.64	1.03	2.01	6.67	2.93	13.34
Total comprehensive income attributable to:						
Owners of the Company	794.32	396.36	631.08	1,190.68	1,041.95	2,183.34
Non-controlling interests	1.37	1.95	2.52	3.32	7.47	12.87
Total comprehensive income	795.69	398.31	633.60	1,194.00	1,049.42	2,196.21
8. Paid-up equity share capital (Face value of Rs. 10 each)	1,015.52	1,015.02	1,015.02	1,015.52	1,015.02	1,015.02
9. Other equity						11,574.25
10. Earning per share (Face value of Rs.10 each)						
a. Basic (Rs)	7.77	3.89	6.20	11.66	10.24	21.38
b. Diluted (Rs)	7.77	3.89	6.20	11.66	10.24	21.38
	(Not annualised)	(Not annualised)	(Not annualised)	(Not annualised)	(Not annualised)	



Notes :

- The above statement of unaudited consolidated financial results of Rainbow Children's Medicare Limited ("the Company"), and its subsidiaries (the Company and its subsidiaries together referred to as "the Group") which have been prepared in accordance with Indian Accounting Standards ("Ind AS") prescribed under section 133 of Companies Act, 2013 ("the Act") read with relevant rules issued thereunder, other accounting principles generally accepted in India and guidelines issued by the Securities and Exchange Board of India ("SEBI") were reviewed and recommended by the Audit Committee and approved by the Board of Directors at their respective meetings held on 27 October 2024. The Statutory Auditors have carried out a limited review on the unaudited consolidated financial results.
 - Final dividend for the financial year 2023-24 of Rs. 3 per Equity Share of Rs. 10 each aggregating to Rs. 304.64 million was approved by the shareholders at the 26th Annual General Meeting held on 30 July 2024 and the same was paid on 30 July 2024.
 - During the financial year 2022-23, the Company has completed Initial Public Offering of 29,168,579 Equity Shares of face value of Rs. 10 each of the Company for at an issue price of Rs. 542 per equity share (including a share premium of Rs. 532 per equity share, eligible employees bidding in the employee's reservation portion were offered a discount of Rs. 20 per equity share) aggregating to Rs. 15,808.49 million comprising a fresh issue of 5,167,679 Equity Shares aggregating to Rs. 2,800.00 million and an offer for sale of 24,000,900 Equity shares aggregating to Rs. 13,008.49 million. The equity shares of the Company were listed on National Stock Exchange of India Limited (NSE) and BSE Limited (BSE) w.e.f 10 May 2022.
- The Company had received a net amount of Rs. 2,661.40 million (net of Company's share of IPO expenses Rs. 138.60 million which are proportionately allocated between the Company and selling shareholders as per the respective offer size) from proceeds out of fresh issue of Equity Shares. The Company's share of IPO Expenses Rs. 138.60 million have been adjusted with securities premium as per Companies Act, 2013.

Details of utilisation of IPO proceeds:


(Rs. in Millions)

Objects of the issue	Amount as proposed in offer document (A)	Amount to be spent as per offer document up to 31 March 2025* (B)	Amount to be spent as per offer document for the year 2024-25 (C)	Status as at 30 September 2024	
				Utilisation up to 30 September 2024 (D)	Unspent balance as at 30 September 2024 (E) = (B) - (D)
Early redemption of NCDs issued by our Company to CDC Emerging Markets Limited, in full	400.00	400.00	-	400.00	-
Capital expenditure towards setting up of new hospitals and purchase of medical equipment for such new hospitals	1,700.00	1,700.00	200.00	1,555.25	144.75
General corporate purposes*	561.40	576.10	-	576.10	-
Total	2,661.40	2,676.10	200.00	2,531.35	144.75

* During the financial year 2023-24, the Company has received an amount of Rs. 14.70 million towards the Company's share of unspent IPO expenses. The same has been adjusted with securities premium as per the Companies Act, 2013. The Board of Directors of the Company in their meeting held on 30 October 2023 had approved to spend the amount of Rs. 14.70 million towards the General corporate purposes, refer column (B) in the table above. After this change, amount to be utilised for General corporate purposes is Rs. 576.10 million.

Net IPO proceeds which are unutilised as at 30 September 2024 amounting to Rs. 144.75 million (column E) have been temporarily invested in fixed deposits and held in current account with banks.

- During the financial year 2022-23, the Company secured bids for two land parcels in Gurugram, Haryana, measuring 9,414.87 square meters (approximately 2.32 acres) and 4,987 square meters (approximately 1.23 acres), located in Sector 44 and Sector 56, respectively. These parcels were auctioned by Haryana Shchri Vikas Pradhikaran ("HSVP"). On 05 July 2023, the Company received the allotment letters from HSVP, confirming the allocation of these properties following the full payment of consideration amounts totaling Rs. 1,338.62 million for the Sector 44 parcel and Rs. 290.45 million for the Sector 56 parcel. During the quarter, the Company completed the registration of these properties.
- a) The Company has allotted 44,000 and 5986 equity shares of Rs. 10 each, consequent to the exercise of the stock options by the eligible employees of the Company under the Rainbow Children's Medicare Limited - Employee Stock Unit Plan 2023 ("Stock Unit Plan 2023"). The allotment has been approved by the Nomination and Remuneration committee on 17 July 2024 and 22 August 2024 respectively.
- b) Subsequently on 27 October 2024, the Company has accepted the resignation of an eligible employee. Accordingly, the Company has reversed an amount of Rs 52.05 million pertaining to the share based expense accounted for unvested options as per Ind AS 102-"Share based payments" in previous periods.
- The Group is principally engaged in a single business segment viz., rendering medical and healthcare services. Further the business operation of the group are concentrated in India, and hence, the group is considered to operate only in one geographical segment.
- The consolidated financial results for the quarter and year to date ended 30 September 2024, are available on the BSE Limited website (URL: www.bseindia.com), the National Stock Exchange of India Limited website (URL: www.nscindia.com) and on the Company's website (URL: www.rainbowhospitals.in).
- The unaudited consolidated financial results include the financial results of Rainbow Children's Medicare Limited and the financial results of its subsidiaries, Rainbow C R O Private Limited, Rainbow Fertility Private Limited, Rainbow Women & Children's Hospital Private Limited, Rainbow Speciality Hospitals Private Limited, Rosewalk Healthcare Private Limited and Rainbow Children's Hospital Private Limited.




Dr. Ramesh Kancharla
Chairman and Managing Director
DIN: 00212270

Place : Hyderabad
Date : 27 October 2024

Consolidated Statement of Assets and Liabilities

(Rs. in Millions)

Particulars	As at	
	30 September 2024	31 March 2024
	Unaudited	Audited
ASSETS		
Non-current assets		
a. Property, plant and equipment	8,161.30	6,387.07
b. Capital work-in-progress	171.98	138.07
c. Right-of-use of assets	5,867.68	6,101.79
d. Other intangible assets	103.15	40.92
e. Intangible assets under development	6.65	60.92
f. Financial assets		
(i) Investments	0.03	0.03
(ii) Loans	299.10	330.42
(iii) Other financial assets	574.41	266.34
g. Deferred tax assets (net)	305.60	260.33
h. Non-current tax assets (net)	160.62	165.96
i. Other non-current assets	114.39	1,735.86
Total non-current assets	15,764.91	15,487.71
Current assets		
a. Inventories	279.88	239.78
b. Financial assets		
(i) Investments	4,231.10	3,075.00
(ii) Trade receivables	948.55	704.42
(iii) Cash and cash equivalents	153.37	101.19
(iv) Bank balances other than (iii) above	120.12	0.07
(v) Other financial assets	995.39	1,950.00
c. Other current assets	125.97	145.81
Total current assets	6,854.38	6,216.27
TOTAL ASSETS	22,619.29	21,703.98
EQUITY AND LIABILITIES		
EQUITY		
a. Equity share capital	1,015.52	1,015.02
b. Other equity	12,418.76	11,574.25
Equity attributable to owners of the Company	13,434.28	12,589.27
Non-controlling interest	63.25	59.93
TOTAL EQUITY	13,497.53	12,649.20
LIABILITIES		
Non-current liabilities		
a. Financial liabilities		
(i) Lease liabilities	7,412.43	7,483.31
b. Provisions	113.49	76.94
Total non-current liabilities	7,525.92	7,560.25
Current liabilities		
a. Financial liabilities		
(i) Lease liabilities	185.30	169.75
(ii) Trade payables		
a) Total outstanding dues to micro enterprises and small enterprises	90.23	94.19
b) Total outstanding dues to creditor other than micro enterprises and small enterprises	918.94	720.78
(iii) Other financial liabilities	181.54	331.34
b. Other current liabilities	135.21	123.28
c. Provisions	29.90	29.91
d. Current tax liabilities (net)	54.72	25.28
Total current liabilities	1,595.84	1,494.53
TOTAL EQUITY AND LIABILITIES	22,619.29	21,703.98



Consolidated Statement of Cash Flows		
(Rs. in Millions)		
Particulars	For the half year ended 30 September 2024	For the half year ended 30 September 2023
	Unaudited	Unaudited
Cash flows from operating activities		
Profit before tax	1,587.05	1,408.74
Adjustments:		
Depreciation and amortisation expense	690.43	521.24
Dividend income	-	(28.05)
Gain on redemption of mutual funds	(26.86)	-
Unrealised foreign exchange loss, net	0.38	0.17
Net gain on financial assets measured at fair value through profit or loss	(133.63)	-
Interest income on financial assets carried at amortised cost	(69.98)	(127.75)
Finance costs	362.64	279.45
Employee stock option cost	(17.63)	22.88
Advances written off	0.10	-
Allowance / (reversal) for expected credit loss	44.01	(75.40)
Bad debts written off	-	0.06
Net gain on sale of property, plant and equipment	(0.42)	(0.75)
Liabilities no longer required written back	(1.18)	(0.23)
	2,434.91	2,000.36
Adjustments for working capital:		
(Increase) / decrease in inventories	(40.10)	15.51
Increase in trade receivables	(288.14)	(58.96)
(Increase) / decrease in financial and other assets	(6.62)	19.92
Increase / (decrease) in trade payables	194.97	(37.97)
Increase / (decrease) in financial liabilities and provisions	45.50	(23.70)
Cash generated from operations	2,340.52	1,915.16
Income tax paid, net	(412.39)	(398.58)
Net cash from operating activities (A)	1,928.13	1,516.58
Cash flows from investing activities		
Purchase of property, plant and equipment, intangibles, intangible assets under development including capital advances, capital creditors and capital work-in-progress	(801.55)	(2,425.43)
Proceeds from sale of property, plant and equipment	0.42	0.75
Bank deposits redeemed with maturity of more than three months, net	531.88	2,206.97
Interest received	122.24	83.14
Gain on redemption of mutual funds, net	26.86	28.05
Investment in mutual funds	(4,211.79)	(2,993.74)
Redemption of mutual funds	3,189.32	2,136.04
Loans realised	-	45.51
Net cash used in investing activities (B)	(1,142.62)	(918.71)
Cash flows from financing activities		
Principal payment of lease liabilities	(429.19)	(344.84)
Dividend paid	(304.64)	(308.31)
Proceeds from issue of share capital	0.50	-
Refund of share issue expenses	-	14.70
Net cash used in financing activities (C)	(733.33)	(638.45)
Net increase / (decrease) in cash and cash equivalents (A+B+C)	52.18	(40.58)
Cash and cash equivalents at the beginning of the period	101.19	169.87
Cash and cash equivalents at the end of the period (note a)	153.37	129.29
Notes:		
a) Components of cash and cash equivalents	As at 30 September 2024	As at 30 September 2023
Cash on hand	8.16	6.25
Balance with banks:		
- Current accounts	100.21	118.84
- On deposit accounts (with original maturity of 3 months or less)	45.00	4.20
	153.37	129.29

