


Shareholding Pattern under Regulation 31 of SEBI (Listing Obligations and Disclosure Requirements) Regulations, 2015

1.	Name of Listed Entity: RAINBOW CHILDREN'S MEDICARE LIMITED
2.	Scrip Code/Name of Scrip/Class of Security: 543524/RAINBOW/EQUITY SHARES
3.	Share Holding Pattern Filed under: Reg. 31(1)(b)
	a. if under 31(1)(b) then indicate the report for quarter ending: September 30, 2024
	b. if under 31(1)(c) then indicate date of allotment/extinguishment: NA
4.	Declaration : The Listed entity is required to submit the following declaration to the extent of submission of information:


S.No.	Particulars	YES	NO
a.	Whether the Listed Entity has issued any partly paid up shares		NO
b.	Whether the Listed Entity has issued any Convertible Securities or Warrants?		NO
c.	Whether the Listed Entity has any shares against which depository receipts are issued?		NO
d.	Whether the Listed Entity has any shares in locked-in?	YES	
e.	Whether any shares held by promoters are pledge or otherwise encumbered?		NO



Rainbow Children's Medicare Limited

Table I - Summary Statement holding of specified securities

Category	Category of Shareholder	No of Shareholders	No of fully paid up equity shares held	No of Partly paid-up equity shares held	No of Shares Underlying Depository Receipts	Total No of Shares Held (VII) = (IV)+(V)+(VI)	Shareholding as a % of total no of shares (As a % of (A+B+C2))	Number of Voting Rights held in each class of securities			No of Shares Underlying Outstanding convertible securities (Including Warrants)	Shareholding as a % assuming full conversion of convertible Securities (as a percentage of diluted share capital)	Number of Locked in Shares		Number of Shares pledged or otherwise		Number of equity shares held in dematerialized form	
								No of Voting Rights					Total as a % of (A+B+C)	No.	As a % of total Shares held	No.		As a % of total Shares held
								Class X	Class Y	Total								
(I)	(II)	(III)	(IV)	(V)	(VI)	(VII)	(VIII)	(IX)			(X)	(XI)	(XII)		(XIII)		(XIV)	
(A)	Promoter & Promoter Group	7	50626873	0	0	50626873	49.85	50626873	0	50626873	49.85	0	49.85	20302400	40.10	0	0.00	50626873
(B)	Public	77517	50924800	0	0	50924800	50.15	50924800	0	50924800	50.15	0	50.15	0	0.00	NA	NA	50924800
(C)	Non Promoter-Non Public	0	0	0	0	0	0.00	0	0	0	0.00	0	0.00	0	0.00	NA	NA	0
(C1)	Shares underlying DRs	0	0	0	0	0	0.00	0	0	0	0.00	0	0.00	0	0.00	NA	NA	0
(C2)	Shares held by Employes Trusts	0	0	0	0	0	0.00	0	0	0	0.00	0	0.00	0	0.00	NA	NA	0
	Total:	77524	101551673	0	0	101551673	100.00	101551673	0	101551673	100.00	0	100.00	20302400	19.99	0	0.00	101551673



Rainbow Children's Medicare Limited

Table II - Statement showing shareholding pattern of the Promoter and Promoter Group

S.No	Category & Name of the Shareholder	Entity type Promoter or Promoter group (Promoter group would exclude promoters)	No of Shareholders	No of fully paid up equity shares held	No of Partly paid-up equity shares held	No of Shares Underlying Depository Receipts	Total No of Shares Held (IV+V+VI)	Shareholding as a % of total no of shares (calculated as per SCRR, 1957 (VIII) As a % of (A+B+C2)	Number of Voting Rights held in each class of securities				No of Shares Underlying Outstanding convertible securities (Including Warrants)	Shareholding as a % assuming full conversion of convertible Securities (as a percentage of diluted share capital) (VII)+(X) As a % of (A+B+C2)	Number of Locked in Shares		Number of Shares pledged or otherwise encumbered		Number of equity shares held in dematerialized form
									No of Voting Rights			Total as a % of Total voting rights			No. (a)	As a % of total Shares held (b)	No. (a)	As a % of total Shares held (b)	
									Class eg: X	Class eg: Y	Total								
	(I)	(II)	(III)	(IV)	(V)	(VI)	(VII)	(VIII)	(IX)				(X)	(XI)	(XII)		(XIII)		(XIV)
(1)	Indian																		
(a)	Individuals/Hindu undivided Family		5	44381173	0	0	44381173	43.70	44381173	0	44381173	43.70	0.00	43.70	20302400	45.75	0.00	0.00	44381173
	RAMESH KANCHARLA	Promoter	1	31517431	0	0	31517431	31.04	31517431	0	31517431	31.04	0	31.04	14453800	45.86	0	0.00	31517431
	CHIRLA DINESH KUMAR PADMARAO	Promoter	1	6633310	0	0	6633310	6.53	6633310	0	6633310	6.53	0	6.53	3044300	45.89	0	0.00	6633310
	ADARSH KANCHARLA	Promoter	1	6110432	0	0	6110432	6.02	6110432	0	6110432	6.02	0	6.02	2804300	45.89	0	0.00	6110432
	SRINIVAS TALASILA	Promoter Group	1	60000	0	0	60000	0.06	60000	0	60000	0.06	0	0.06	0	0.00	0	0.00	60000
	RAMADHARA NAIDU K	Promoter Group	1	60000	0	0	60000	0.06	60000	0	60000	0.06	0	0.06	0	0.00	0	0.00	60000
(b)	Central Government/State Government(s)		0	0	0	0	0	0.00	0	0	0	0.00	0	0.00	0	0.00	0	0.00	0
(c)	Financial Institutions/Banks		0	0	0	0	0	0.00	0	0	0	0.00	0	0.00	0	0.00	0	0.00	0
(d)	Any Other		2	6245700	0	0	6245700	6.15	6245700	0	6245700	6.15	0	6.15	0	0	0	0	6245700
	RAMESH KANCHARLA (KANCHARLA FAMILY TRUST)	Promoter Group	1	5205700	0	0	5205700	5.13	5205700	0	5205700	5.13	0	5.13	0	0.00	0	0.00	5205700
	CHIRLA DINESHKUMAR PADMA RAO (SAI GEETA DINESH TRUST)	Promoter Group	1	1040000	0	0	1040000	1.02	1040000	0	1040000	1.02	0	1.02	0	0.00	0	0.00	1040000
	Sub-Total (A)(1)		7	50626873	0	0	50626873	49.85	50626873	0	50626873	49.85	0	49.85	20302400	40.10	0	0.00	50626873
(2)	Foreign																		
(a)	Individuals (Non-Resident Individuals/Foreign Individuals)		0	0	0	0	0	0.00	0	0	0	0.00	0	0.00	0	0.00	0	0.00	0
(b)	Government		0	0	0	0	0	0.00	0	0	0	0.00	0	0.00	0	0.00	0	0.00	0
(c)	Institutions		0	0	0	0	0	0.00	0	0	0	0.00	0	0.00	0	0.00	0	0.00	0
(d)	Foreign Portfolio investor		0	0	0	0	0	0.00	0	0	0	0.00	0	0.00	0	0.00	0	0.00	0
(e)	Any Other		0	0	0	0	0	0.00	0	0	0	0.00	0	0.00	0	0.00	0	0.00	0
	Sub-Total (A)(2)		0	0	0	0	0	0.00	0	0	0	0.00	0	0.00	0	0.00	0	0.00	0
	Total Shareholding of Promoter and Promoter Group (A)=(A)(1)+(A)(2)		7	50626873	0	0	50626873	49.85	50626873	0	50626873	49.85	0	49.85	20302400	40.10	0	0.00	50626873



Rainbow Children's Medicare Limited

Table III - Statement showing shareholding pattern of the Public shareholder

S.No	Category & Name of the Shareholder	No of Shareholders	No of fully paid up equity shares held	No of Partly paid-up equity shares held	No of Shares Underlying Depository Receipts	Total No of Shares Held (IV+V+VI)	Shareholding as a % of total no of shares (A+B+C2)	Number of Voting Rights held in each class of securities			No of Shares Underlying Outstanding convertible securities (Including Warrants)	Shareholding as a % assuming full conversion of convertible Securities (as a percentage of diluted share capital)	Number of Locked in Shares		Number of Shares pledged or otherwise encumbered		Number of equity shares held in dematerialized form	Sub-categorization of shares						
								No of Voting Rights					Total as a % of (A+B+C)	No.	As a % of total Shares held	No.		As a % of total Shares held	Shareholding (No. of shares) under					
								Class X	Class Y	Total									Sub category (i)	Sub category (ii)	Sub category (iii)			
	(I)	(III)	(IV)	(V)	(VI)	(VII)	(VIII)	(IX)			(X)	(XI)	(XII)	(XIII)	(XIV)									
(1)	Institutions (Domestic)																							
(a)	Mutual Funds	19	9857867	0	0	9857867	9.71	9857867	0	9857867	9.71	0	9.71	0	0.00	NA	NA	9857867	0	0	0			
	DSP EQUITY & BOND FUND	1	3070737	0	0	3070737	3.02	3070737	0	3070737	3.02	0	3.02	0	0.00	NA	NA	3070737	0	0	0			
	NIPPON LIFE INDIA TRUSTEE LTD A/C NIPPON INDIA NIF	1	1066126	0	0	1066126	1.05	1066126	0	1066126	1.05	0	1.05	0	0.00	NA	NA	1066126	0	0	0			
	SBI NIFTY SMALLCAP 250 INDEX FUND	1	1324661	0	0	1324661	1.30	1324661	0	1324661	1.30	0	1.30	0	0.00	NA	NA	1324661	0	0	0			
	AXIS MUTUAL FUND TRUSTEE LTD A/C AXIS MUTUAL FUND	1	1817976	0	0	1817976	1.79	1817976	0	1817976	1.79	0	1.79	0	0.00	NA	NA	1817976	0	0	0			
(b)	Venture Capital Funds	0	0	0	0	0	0.00	0	0	0	0.00	0	0.00	0	0.00	NA	NA	0	0	0	0			
(c)	Alternate Investment Funds	20	2241621	0	0	2241621	2.21	2241621	0	2241621	2.21	0	2.21	0	0.00	NA	NA	2241621	0	0	0			
(d)	Banks	0	0	0	0	0	0.00	0	0	0	0.00	0	0.00	0	0.00	NA	NA	0	0	0	0			
(e)	Insurance Companies	5	1947597	0	0	1947597	1.92	1947597	0	1947597	1.92	0	1.92	0	0.00	NA	NA	1947597	0	0	0			
	HDFC LIFE INSURANCE COMPANY LIMITED	1	1825649	0	0	1825649	1.80	1825649	0	1825649	1.80	0	1.80	0	0.00	NA	NA	1825649	0	0	0			
(f)	Provident Funds/Pension Funds	0	0	0	0	0	0.00	0	0	0	0.00	0	0.00	0	0.00	NA	NA	0	0	0	0			
(g)	Asset Reconstruction Companies	0	0	0	0	0	0.00	0	0	0	0.00	0	0.00	0	0.00	NA	NA	0	0	0	0			
(h)	Sovereign Wealth Funds	0	0	0	0	0	0.00	0	0	0	0.00	0	0.00	0	0.00	NA	NA	0	0	0	0			
(i)	NBFC Registered with RBI	1	735	0	0	735	0.00	735	0	735	0.00	0	0.00	0	0.00	NA	NA	735	0	0	0			
(j)	Other Financial Insitutions	0	0	0	0	0	0.00	0	0	0	0.00	0	0.00	0	0.00	NA	NA	0	0	0	0			
(k)	Any Other	0	0	0	0	0	0.00	0	0	0	0.00	0	0.00	0	0.00	NA	NA	0	0	0	0			
	Sub Total (B)(1)	45	14047820	0	0	14047820	13.83	14047820	0	14047820	13.83	0	13.83	0	0.00	NA	NA	14047820	0	0	0			
(2)	Institutions (Foreign)																							
(a)	Foreign Direct Investment	0	0	0	0	0	0.00	0	0	0	0.00	0	0.00	0	0.00	NA	NA	0	0	0	0			
(b)	Foreign Venture Capital	0	0	0	0	0	0.00	0	0	0	0.00	0	0.00	0	0.00	NA	NA	0	0	0	0			
(c)	Sovereign Wealth Funds	0	0	0	0	0	0.00	0	0	0	0.00	0	0.00	0	0.00	NA	NA	0	0	0	0			
(d)	Foreign Portfolio Investors Category I	147	25078518	0	0	25078518	24.70	25078518	0	25078518	24.70	0	24.70	0	0.00	NA	NA	25078518	0	0	0			
	ABU DHABI INVESTMENT AUTHORITY - MONSOON	1	1930302	0	0	1930302	1.90	1930302	0	1930302	1.90	0	1.90	0	0.00	NA	NA	1930302	0	0	0			
	FRANKLIN TEMPLETON INVESTMENT FUNDS - FRANKLIN IND	1	2273129	0	0	2273129	2.24	2273129	0	2273129	2.24	0	2.24	0	0.00	NA	NA	2273129	0	0	0			
	ASHOKA WHITEOAK ICAV - ASHOKA WHITEOAK INDIA OPPOR	1	1552365	0	0	1552365	1.53	1552365	0	1552365	1.53	0	1.53	0	0.00	NA	NA	1552365	0	0	0			
	AMANSA HOLDINGS PRIVATE LIMITED	1	2909115	0	0	2909115	2.86	2909115	0	2909115	2.86	0	2.86	0	0.00	NA	NA	2909115	0	0	0			
	STICHTING DEPOSITARY APG EMERGING MARKETS EQUITY P	1	1381204	0	0	1381204	1.36	1381204	0	1381204	1.36	0	1.36	0	0.00	NA	NA	1381204	0	0	0			
(e)	Foreign Portfolio Investors Category II	12	423197	0	0	423197	0.42	423197	0	423197	0.42	0	0.42	0	0.00	NA	NA	423197	0	0	0			
(f)	Overseas Depositories (holding DRs) (balancing figure)	0	0	0	0	0	0.00	0	0	0	0.00	0	0.00	0	0.00	NA	NA	0	0	0	0			

HYDERABAD

(g)	Any Other	0	0	0	0	0	0.00	0	0	0	0.00	0	0.00	0	0.00	NA	NA	0	0	0	0
	Sub Total (B)(2)	159	25501715	0	0	25501715	25.11	25501715	0	25501715	25.11	0	25.11	0	0.00	NA	NA	25501715	0	0	0
(3)	Central Government/State Government(s)/President of India																				
(a)	Central Government / President of India	0	0	0	0	0	0.00	0	0	0	0.00	0	0.00	0	0.00	NA	NA	0	0	0	0
(b)	State Government / Governor	0	0	0	0	0	0.00	0	0	0	0.00	0	0.00	0	0.00	NA	NA	0	0	0	0
(c)	Shareholding by Companies or Bodies Corporate where Central / State Government is a promoter	0	0	0	0	0	0.00	0	0	0	0.00	0	0.00	0	0.00	NA	NA	0	0	0	0
	Sub Total (B)(3)	0	0	0	0	0	0.00	0	0	0	0.00	0	0.00	0	0.00	NA	NA	0	0	0	0
(4)	Non-Institutions																				
(a)	Associate companies / Subsidiaries	0	0	0	0	0	0.00	0	0	0	0.00	0	0.00	0	0.00	NA	NA	0	0	0	0
(b)	Directors and their relatives (excluding independent directors and nominee directors)	0	0	0	0	0	0.00	0	0	0	0.00	0	0.00	0	0.00	NA	NA	0	0	0	0
(c)	Key Managerial Personnel	3	50056	0	0	50056	0.05	50056	0	50056	0.05	0	0.05	0	0.00	NA	NA	50056	0	0	0
(d)	Relatives of promoters (other than 'immediate relatives' of promoters disclosed under 'Promoter and Promoter Group' category)	0	0	0	0	0	0.00	0	0	0	0.00	0	0.00	0	0.00	NA	NA	0	0	0	0
(e)	Trusts where any person belonging to 'Promoter and Promoter Group' category is 'trustee', 'beneficiary', or 'author of the trust'	0	0	0	0	0	0.00	0	0	0	0.00	0	0.00	0	0.00	NA	NA	0	0	0	0
(f)	Investor Education and Protection Fund (IEPF)	0	0	0	0	0	0.00	0	0	0	0.00	0	0.00	0	0.00	NA	NA	0	0	0	0
(g)	Resident Individuals holding nominal share capital up to Rs. 2 lakhs	74093	5039894	0	0	5039894	4.96	5039894	0	5039894	4.96	0	4.96	0	0.00	NA	NA	5039894	0	0	0
(h)	Resident Individuals holding nominal share capital in excess of Rs. 2 lakhs	28	5524223	0	0	5524223	5.44	5524223	0	5524223	5.44	0	5.44	0	0.00	NA	NA	5524223	0	0	0
	PODDUTURU PREETHAM KUMAR	1	1154106	0	0	1154106	1.14	1154106	0	1154106	1.14	0	1.14	0	0.00	NA	NA	1154106	0	0	0
	NAGALAKSHMI DEVINENI	1	1240009	0	0	1240009	1.22	1240009	0	1240009	1.22	0	1.22	0	0.00	NA	NA	1240009	0	0	0
(i)	Non Resident Indians (NRIs)	1500	231214	0	0	231214	0.23	231214	0	231214	0.23	0	0.23	0	0.00	NA	NA	231214	0	0	0
(j)	Foreign Nationals	0	0	0	0	0	0.00	0	0	0	0.00	0	0.00	0	0.00	NA	NA	0	0	0	0
(k)	Foreign Companies	0	0	0	0	0	0.00	0	0	0	0.00	0	0.00	0	0.00	NA	NA	0	0	0	0
(l)	Bodies Corporate	344	424702	0	0	424702	0.42	424702	0	424702	0.42	0	0.42	0	0.00	NA	NA	424702	0	0	0
(m)	Any Other	1345	105176	0	0	105176	0.10	105176	0	105176	0.10	0	0.10	0	0.00	NA	NA	105176	0	0	0
	CLEARING MEMBERS	6	1957	0	0	1957	0.00	1957	0	1957	0.00	0	0.00	0	0.00	NA	NA	1957	0	0	0
	H U F	1333	101724	0	0	101724	0.10	101724	0	101724	0.10	0	0.10	0	0.00	NA	NA	101724	0	0	0
	TRUSTS	6	1495	0	0	1495	0.00	1495	0	1495	0.00	0	0.00	0	0.00	NA	NA	1495	0	0	0
	Sub Total (B)(4)	77313	11375265	0	0	11375265	11.20	11375265	0	11375265	11.20	0	11.20	0	0.00			11375265	0	0	0
	Total Public Shareholding (B) = (B)(1)+(B)(2)+(B)(3)+(B)(4)	77517	50924800	0	0	50924800	50.15	50924800	0	50924800	50.15	0	50.15	0	0.00			50924800	0	0	0



Details of the shareholders acting as persons in Concert including their Shareholding:

S.No	Name of Shareholder	Name of PAC	No of shares	% of Shareholding
-	-	-	0	0.00

Details of Shares which remain unclaimed may be given hear along with details such as number of shareholders, outstanding shares held in demat/unclaimed suspense account


S.No	Number of Shareholder	Outstanding shares held in demat/unclaimed suspense account	Voting rights which are frozen	Disclosure of notes on shares which remain unclaimed for public
-	-	-	0	0



Rainbow Children's Medicare Limited

Table IV - Statement showing shareholding pattern of the Non Promoter - Non Public Shareholder


S.No	Category & Name of the Shareholders	No of Shareholders	No of fully paid up equity shares held	Partly paid-up equity shares held	No of Shares Underlying Depository Receipts	Total No of Shares Held (IV+V+VI)	Shareholding % calculated as per SCRR, 1957 As a % of (A+B+C2)	Number of Voting Rights held in each No of Voting Rights			Total as a % of Total Voting rights	No of Shares Underlying Outstanding convertible securities (Including Warrants)	Total Shareholding as a % assuming full conversion of convertible Securities (as a percentage of diluted share capital)	Number of Locked in		Number of Shares		Number of equity shares held in dematerialized form
								Class eg: X	Class eg: Y	Total				No. (a)	As a % of total Shares held (b)	No. (a)	As a % of total Shares held (b)	
	(I)	(III)	(IV)	(V)	(VI)	(VII)	(VIII)	(IX)			(X)	(XI)	(XII)		(XIII)		(XIV)	
(1)	Custodian/DR Holder	0	0	0	0	0	0.00	0	0	0	0.00	0	0.00	0	0.00	NA	0	
(2)	Employee Benefit Trust/ Employee Welfare Trust under SEBI (Share Based Employee Benefits and Sweat Equity) Regulations, 2021	0	0	0	0	0	0.00	0	0	0	0.00	0	0.00	0	0.00	NA	0	
	Total Non-Promoter-Non Public Shareholding (C) = (C)(1)+(C)(2)	0	0	0	0	0	0.00	0	0	0	0.00	0	0.00	0	0.00	NA	0	



Rainbow Children's Medicare Limited

Table V - Statement showing details of Significant Beneficial Owners (SBOs)

S. No	Details of the significant beneficial owner		Details of the registered owner		Details of holding/ exercise of right of the SBO in the reporting company, whether direct or indirect*: (III)					Date of creation/acquisition of significant beneficial interest
	I		II		III					IV
	Name	Nationality	Name	Nationality	Shares	Voting rights	Rights on distributable dividend or any other distribution	Exercise of control	Exercise of significant influence	
1	RAMESH KANCHARLA	Indian	RAMESH KANCHARLA (KANCHARLA FAMILY TRUST)	Indian	36.17%	-	-	No	No	24-11-2021



Rainbow Children's Medicare Limited

Table VI - Statement showing foreign ownership limits

	Board approved limits(%)	Limits utilized(%)
As on shareholding date	100	25.22
As on the end of previous 1st quarter	100	24.89
As on the end of previous 2nd quarter	100	24.16
As on the end of previous 3rd quarter	100	22.55
As on the end of previous 4th quarter	100	21.90

