


**Shareholding Pattern under Regulation 31 of SEBI (Listing Obligations and Disclosure Requirements) Regulations, 2015**

1.	Name of Listed Entity: <b>RAINBOW CHILDREN'S MEDICARE LIMITED</b>
2.	Scrip Code/Name of Scrip/Class of Security: <b>543524/RAINBOW/EQUITY SHARES</b>
3.	Share Holding Pattern Filed under: <b>Reg. 31(1)(b)</b>
	a. if under 31(1)(b) then indicate the report for quarter ending: <b>December 31, 2022</b>
	b. if under 31(1)(c) then indicate date of allotment/extinguishment: <b>NA</b>
4.	Declaration : The Listed entity is required to submit the following declaration to the extent of submission of information:


S.No.	Particulars	YES*	NO*
1.	Whether the Listed Entity has issued any partly paid up shares		NO
2.	Whether the Listed Entity has issued any Convertible Securities or Warrants?		NO
3.	Whether the Listed Entity has any shares against which depository receipts are issued?		NO
4.	Whether the Listed Entity has any shares in locked-in?	YES	
5.	Whether any shares held by promoters are pledge or otherwise encumbered?		NO



## Rainbow Children's Medicare Limited

Table I - Summary Statement holding of specified securities

Category	Category of Shareholder	No of Shareholders	No of fully paid up equity shares held	No of Partly paid-up equity shares held	No of Shares Underlying Depository Receipts	Total No of Shares Held (VII) = (IV)+(V)+(VI)	Shareholding as a % of total no of shares (As a % of (A+B+C2))	Number of Voting Rights held in each class of securities			No of Shares Underlying Outstanding convertible securities (Including Warrants)	Shareholding as a % assuming full conversion of convertible Securities (as a percentage of diluted share capital)	Number of Locked in Shares		Number of Shares pledged or otherwise encumbered		Number of equity shares held in dematerialized form	
								No of Voting Rights					Total as a % of (A+B+C)	No.	As a % of total Shares held	No.		As a % of total Shares held
								Class X	Class Y	Total								
(I)	(II)	(III)	(IV)	(V)	(VI)	(VII)	(VIII)	(IX)			(X)	(XI)	(XII)		(XIII)		(XIV)	
(A)	Promoter & Promoter Group	7	50577596	0	0	50577596	49.83	50577596	0	50577596	49.83	0	49.83	44238396	87.47	0	0.00	50577596
(B)	Public	79217	50924091	0	0	50924091	50.17	50924091	0	50924091	50.17	0	50.17	0	0.00	NA	NA	50924091
(C)	Non Promoter-Non Public																	
(C1)	Shares underlying DRs	0	0	0	0	0	NA	0	0	0	0.00	0	NA	0	0.00	NA	NA	0
(C2)	Shares held by Employes Trusts	0	0	0	0	0	0.00	0	0	0	0.00	0	0.00	0	0.00	NA	NA	0
	<b>Total:</b>	<b>79224</b>	<b>101501687</b>	<b>0</b>	<b>0</b>	<b>101501687</b>	<b>100.00</b>	<b>101501687</b>	<b>0</b>	<b>101501687</b>	<b>100.00</b>	<b>0</b>	<b>100.00</b>	<b>44238396</b>	<b>43.58</b>	<b>0</b>	<b>0.00</b>	<b>101501687</b>



Rainbow Children's Medicare Limited

Table II - Statement showing shareholding pattern of the Promoter and Promoter Group


S.No	Category & Name of the Shareholder	Entity type	No of Shareholders	No of fully paid up equity shares held	No of Partly paid-up equity shares held	No of Shares Underlying Depository Receipts	Total No of Shares Held (IV+V+VI)	Shareholding as a % of total no of shares (calculated as per SCRR, 1957 (VIII) As a % of (A+B+C2)	Number of Voting Rights held in each class of securities			No of Shares Underlying Outstanding convertible securities (Including Warrants)	Shareholding as a % assuming full conversion of convertible Securities (as a percentage of diluted share capital) (VII)+(X) As a % of (A+B+C2)	Number of Locked in Shares		Number of Shares pledged or otherwise encumbered		Number of equity shares held in dematerialized form	
									No of Voting Rights		Total as a % of (A+B+C)			No.	As a % of total Shares held	No.	As a % of total Shares held		
									Class X	Class Y									Total
									(I)	(III)	(IV)			(V)	(VI)	(VII)	(VIII)		(IX)
(1)	Indian																		
(a)	Individuals/Hindu undivided Family		5	44358396	0	0	44358396	43.70	44358396	0	44358396	43.70	0	43.70	44238396	99.73	0	0.00	44358396
	RAMESH KANCHARLA	Promoter	1	31494654	0	0	31494654	31.03	31494654	0	31494654	31.03	0	31.03	31494654	100.00	0	0.00	31494654
	CHIRLA DINESH KUMAR PADMARAO	Promoter	1	6633310	0	0	6633310	6.54	6633310	0	6633310	6.54	0	6.54	6633310	100.00	0	0.00	6633310
	ADARSH KANCHARLA	Promoter	1	6110432	0	0	6110432	6.02	6110432	0	6110432	6.02	0	6.02	6110432	100.00	0	0.00	6110432
	SRINIVAS TALASILA	Promoter Group	1	60000	0	0	60000	0.06	60000	0	60000	0.06	0	0.06	0	0.00	0	0.00	60000
	RAMADHARA NAIDU K	Promoter Group	1	60000	0	0	60000	0.06	60000	0	60000	0.06	0	0.06	0	0.00	0	0.00	60000
(b)	Central Government/State Government(s)		0	0	0	0	0	0.00	0	0	0	0.00	0	0.00	0	0.00	0	0.00	0
(c)	Financial Institutions/Banks		0	0	0	0	0	0.00	0	0	0	0.00	0	0.00	0	0.00	0	0.00	0
(d)	Any Other		2	6219200	0	0	6219200	6.13	6219200	0	6219200	6.13	0	6.13	0	0.00	0	0.00	6219200
	RAMESH KANCHARLA (KANCHARLA FAMILY TRUST)	Promoter Group	1	5179200	0	0	5179200	5.10	5179200	0	5179200	5.10	0	5.10	0	0.00	0	0.00	5179200
	CHIRLA DINESHKUMAR PADMA RAO (SAI GEETA DINESH TRUST)	Promoter Group	1	1040000	0	0	1040000	1.02	1040000	0	1040000	1.02	0	1.02	0	0.00	0	0.00	1040000
	<b>Sub-Total (A)(1)</b>		<b>7</b>	<b>50577596</b>	<b>0</b>	<b>0</b>	<b>50577596</b>	<b>49.83</b>	<b>50577596</b>	<b>0</b>	<b>50577596</b>	<b>49.83</b>	<b>0</b>	<b>49.83</b>	<b>44238396</b>	<b>87.47</b>	<b>0</b>	<b>0.00</b>	<b>50577596</b>
(2)	Foreign																		
(a)	Individuals (Non-Resident Individuals/Foreign Individuals)		0	0	0	0	0	0.00	0	0	0	0.00	0	0.00	0	0.00	0	0.00	0
(b)	Government		0	0	0	0	0	0.00	0	0	0	0.00	0	0.00	0	0.00	0	0.00	0
(c)	Institutions		0	0	0	0	0	0.00	0	0	0	0.00	0	0.00	0	0.00	0	0.00	0
(d)	Foreign Portfolio Investor		0	0	0	0	0	0.00	0	0	0	0.00	0	0.00	0	0.00	0	0.00	0
(e)	Any Other		0	0	0	0	0	0.00	0	0	0	0.00	0	0.00	0	0.00	0	0.00	0
	<b>Sub-Total (A)(2)</b>		<b>0</b>	<b>0</b>	<b>0</b>	<b>0</b>	<b>0</b>	<b>0.00</b>	<b>0</b>	<b>0</b>	<b>0</b>	<b>0.00</b>	<b>0</b>	<b>0.00</b>	<b>0</b>	<b>0.00</b>	<b>0</b>	<b>0.00</b>	<b>0</b>
	<b>Total Shareholding of Promoter and Promoter Group (A)=(A)(1)+(A)(2)</b>		<b>7</b>	<b>50577596</b>	<b>0</b>	<b>0</b>	<b>50577596</b>	<b>49.83</b>	<b>50577596</b>	<b>0</b>	<b>50577596</b>	<b>49.83</b>	<b>0</b>	<b>49.83</b>	<b>44238396</b>	<b>87.47</b>	<b>0</b>	<b>0.00</b>	<b>50577596</b>




Rainbow Children's Medicare Limited

Table III - Statement showing shareholding pattern of the Public shareholder

S.No	Category & Name of the Shareholder	No of Shareholders	No of fully paid up equity shares held	No of Partly-paid-up equity shares held	No of Shares Underlying Depository Receipts	Total No of Shares Held (IV+V+VI)	Shareholding as a % of total no of shares (calculated as per SCRR, 1957 (VIII) As a % of (A+B+C2)	Number of Voting Rights held in each class of securities			No of Shares Underlying Outstanding convertible securities (Including Warrants)	Shareholding as a % assuming full conversion of convertible Securities (as a percentage of diluted share capital)	Number of Locked in Shares		Number of Shares pledged or otherwise encumbered		Number of equity shares held in dematerialized form	Sub-categorization of shares																			
								No of Voting Rights					Total as a % of (A+B+C)	No. (a)	As a % of total Shares held (b)	No. (a)		As a % of total Shares held (b)	Shareholding (No. of shares) under																		
								Class X	Class Y	Total									Sub category (i)	Sub category (ii)	Sub category (iii)																
(1)	(II)	(III)	(IV)	(V)	(VI)	(VII)	(VIII)	(IX)				(X)	(XI)	(XII)		(XIII)	(XIV)	(XV)																			
(1)	Institutions (Domestic)																																				
(a)	Mutual Funds	12	9366509	0	0	9366509	9.23	9366509	0	9366509	9.23	0	9.23	0	0.00	NA	NA	9366509	0	0	0																
	ICICI PRUDENTIAL VALUE DISCOVERY FUND	1	1783000	0	0	1783000	1.76	1783000	0	1783000	1.76	0	1.76	0	0.00	NA	NA	1783000	0	0	0																
	DSP SMALL CAP FUND	1	1249121	0	0	1249121	1.23	1249121	0	1249121	1.23	0	1.23	0	0.00	NA	NA	1249121	0	0	0																
	NIPPON LIFE INDIA TRUSTEE LTD-A/C	1	1356785	0	0	1356785	1.34	1356785	0	1356785	1.34	0	1.34	0	0.00	NA	NA	1356785	0	0	0																
	SBI HEALTHCARE OPPORTUNITIES FUND	1	1200000	0	0	1200000	1.18	1200000	0	1200000	1.18	0	1.18	0	0.00	NA	NA	1200000	0	0	0																
	AXIS MUTUAL FUND TRUSTEE LIMITED A/C AXIS MUTUAL FUND A/C	1	1796866	0	0	1796866	1.77	1796866	0	1796866	1.77	0	1.77	0	0.00	NA	NA	1796866	0	0	0																
(b)	Venture Capital Funds	0	0	0	0	0	0.00	0	0	0	0.00	0	0.00	0	0.00	NA	NA	0	0	0																	
(c)	Alternate Investment Funds	17	3072957	0	0	3072957	3.03	3072957	0	3072957	3.03	0	3.03	0	0.00	NA	NA	0	0	0																	
(d)	Banks	0	0	0	0	0	0.00	0	0	0	0.00	0	0.00	0	0.00	NA	NA	0	0	0																	
(e)	Insurance Companies	2	1666848	0	0	1666848	1.64	1666848	0	1666848	1.64	0	1.64	0	0.00	NA	NA	0	0	0																	
	HDFC LIFE INSURANCE COMPANY LIMITED	1	1423180	0	0	1423180	1.40	1423180	0	1423180	1.40	0	1.40	0	0.00	NA	NA	1423180	0	0	0																
(f)	Provident Funds/Pension Funds	0	0	0	0	0	0.00	0	0	0	0.00	0	0.00	0	0.00	NA	NA	0	0	0																	
(g)	Asset Reconstruction Companies	0	0	0	0	0	0.00	0	0	0	0.00	0	0.00	0	0.00	NA	NA	0	0	0																	
(h)	Sovereign Wealth Funds	0	0	0	0	0	0.00	0	0	0	0.00	0	0.00	0	0.00	NA	NA	0	0	0																	
(i)	NBFC Registered with RBI	1	528	0	0	528	0.00	528	0	528	0.00	0	0.00	0	0.00	NA	NA	528	0	0	0																
(j)	Other Financial Institutions	0	0	0	0	0	0.00	0	0	0	0.00	0	0.00	0	0.00	NA	NA	0	0	0																	
(k)	Any Other	0	0	0	0	0	0.00	0	0	0	0.00	0	0.00	0	0.00	NA	NA	0	0	0																	
	<b>Sub Total (B)(1)</b>	<b>32</b>	<b>14106842</b>	<b>0</b>	<b>0</b>	<b>14106842</b>	<b>13.90</b>	<b>14106842</b>	<b>0</b>	<b>14106842</b>	<b>13.90</b>	<b>0</b>	<b>13.90</b>	<b>0</b>	<b>0.00</b>	<b>NA</b>	<b>NA</b>	<b>14106842</b>	<b>0</b>	<b>0</b>	<b>0</b>																
(2)	Institutions (Foreign)																																				
(a)	Foreign Direct Investment	0	0	0	0	0	0.00	0	0	0	0.00	0	0.00	0	0.00	NA	NA	0	0	0																	
(b)	Foreign Venture Capital	0	0	0	0	0	0.00	0	0	0	0.00	0	0.00	0	0.00	NA	NA	0	0	0																	
(c)	Sovereign Wealth Funds	0	0	0	0	0	0.00	0	0	0	0.00	0	0.00	0	0.00	NA	NA	0	0	0																	
(d)	Foreign Portfolio Investors Category I	86	20347153	0	0	20347153	20.05	20347153	0	20347153	20.05	0	20.05	0	0.00	NA	NA	20347153	0	0	0																
	ABU DHABI INVESTMENT AUTHORITY - MONSOON	1	2141155	0	0	2141155	2.11	2141155	0	2141155	2.11	0	2.11	0	0.00	NA	NA	2141155	0	0	0																
	GOVERNMENT OF SINGAPORE - E	1	3288429	0	0	3288429	3.24	3288429	0	3288429	3.24	0	3.24	0	0.00	NA	NA	3288429	0	0	0																
	ASHOKA INDIA OPPORTUNITIES FUND	1	2036246	0	0	2036246	2.01	2036246	0	2036246	2.01	0	2.01	0	0.00	NA	NA	2036246	0	0	0																



	AMANSA HOLDINGS PRIVATE LIMITED	1	2965686	0	0	2965686	2.92	2965686	0	2965686	2.92	0	2.92	0	0.00	NA	NA	2965686	0	0	0
	STICHTING DEPOSITARY APG EMERGING MARKETS EQUITY POOL	1	2305194	0	0	2305194	2.27	2305194	0	2305194	2.27	0	2.27	0	0.00	NA	NA	2305194	0	0	0
(e)	Foreign Portfolio Investors Category II	6	779465	0	0	779465	0.77	779465	0	779465	0.77	0	0.77	0	0.00	NA	NA	779465	0	0	0
(f)	Overseas Depositories (holding DRs) (balancing figure)	0	0	0	0	0	0.00	0	0	0	0.00	0	0.00	0	0.00	NA	NA	0	0	0	0
(g)	Any Other	0	0	0	0	0	0.00	0	0	0	0.00	0	0.00	0	0.00	NA	NA	0	0	0	0
	<b>Sub Total (B)(2)</b>	<b>92</b>	<b>21126618</b>	<b>0</b>	<b>0</b>	<b>21126618</b>	<b>20.81</b>	<b>21126618</b>	<b>0</b>	<b>21126618</b>	<b>20.81</b>	<b>0</b>	<b>20.81</b>	<b>0</b>	<b>0.00</b>	<b>NA</b>	<b>NA</b>	<b>21126618</b>	<b>0</b>	<b>0</b>	<b>0</b>
(3)	Central Government/State Government(s)/President of India																				
(a)	Central Government / President of India	0	0	0	0	0	0.00	0	0	0	0.00	0	0.00	0	0.00	NA	NA	0	0	0	0
(b)	State Government / Governor	0	0	0	0	0	0.00	0	0	0	0.00	0	0.00	0	0.00	NA	NA	0	0	0	0
(c)	Shareholding by Companies or Bodies Corporate where Central / State Government is a promoter	0	0	0	0	0	0.00	0	0	0	0.00	0	0.00	0	0.00	NA	NA	0	0	0	0
	<b>Sub Total (B)(3)</b>	<b>0</b>	<b>0</b>	<b>0</b>	<b>0</b>	<b>0</b>	<b>0.00</b>	<b>0</b>	<b>0</b>	<b>0</b>	<b>0.00</b>	<b>0</b>	<b>0.00</b>	<b>0</b>	<b>0.00</b>	<b>NA</b>	<b>NA</b>	<b>0</b>	<b>0</b>	<b>0</b>	<b>0</b>
(4)	Non-Institutions																				
(a)	Associate companies / Subsidiaries	0	0	0	0	0	0.00	0	0	0	0.00	0	0.00	0	0.00	NA	NA	0	0	0	0
(b)	Directors and their relatives (excluding independent directors and nominee directors)	0	0	0	0	0	0.00	0	0	0	0.00	0	0.00	0	0.00	NA	NA	0	0	0	0
(c)	Key Managerial Personnel	2	41485	0	0	41485	0.04	41485	0	41485	0.04	0	0.04	0	0.00	NA	NA	41485	0	0	0
(d)	Relatives of promoters (other than 'immediate relatives' of promoters disclosed under 'Promoter and Promoter Group' category)	0	0	0	0	0	0.00	0	0	0	0.00	0	0.00	0	0.00	NA	NA	0	0	0	0
(e)	Trusts where any person belonging to 'Promoter and Promoter Group' category is 'trustee', 'beneficiary', or 'author of the trust'	0	0	0	0	0	0.00	0	0	0	0.00	0	0.00	0	0.00	NA	NA	0	0	0	0
(f)	Investor Education and Protection Fund (IEPF)	0	0	0	0	0	0.00	0	0	0	0.00	0	0.00	0	0.00	NA	NA	0	0	0	0
(g)	Resident Individuals holding nominal share capital up to Rs. 2 lakhs	74863	6649698	0	0	6649698	6.55	6649698	0	6649698	6.55	0	6.55	0	0.00	NA	NA	6649698	0	0	0
(h)	Resident Individuals holding nominal share capital in excess of Rs. 2 lakhs	43	7311036	0	0	7311036	7.20	7311036	0	7311036	7.20	0	7.20	0	0.00	NA	NA	7311036	0	0	0
	PREETHAM KUMAR PODDUTOOR	1	1201299	0	0	1201299	1.18	1201299	0	1201299	1.18	0	1.18	0	0.00	NA	NA	1201299	0	0	0
(i)	Non Resident Indians (NRIs)	1541	541495	0	0	541495	0.53	541495	0	541495	0.53	0	0.53	0	0.00	NA	NA	541495	0	0	0
(j)	Foreign Nationals	0	0	0	0	0	0.00	0	0	0	0.00	0	0.00	0	0.00	NA	NA	0	0	0	0
(k)	Foreign Companies)	0	0	0	0	0	0.00	0	0	0	0.00	0	0.00	0	0.00	NA	NA	0	0	0	0
(l)	Bodies Corporate	658	963152	0	0	963152	0.95	963152	0	963152	0.95	0	0.95	0	0.00	NA	NA	963152	0	0	0
(m)	Any Other	1986	183765	0	0	183765	0.18	183765	0	183765	0.18	0	0.18	0	0.00	NA	NA	183765	0	0	0
	CLEARING MEMBERS	23	13586	0	0	13586	0.01	13586	0	13586	0.01	0	0.01	0	0.00	NA	NA	13586	0	0	0
	H U F	1958	165572	0	0	165572	0.16	165572	0	165572	0.16	0	0.16	0	0.00	NA	NA	165572	0	0	0
	TRUSTS	5	4607	0	0	4607	0.00	4607	0	4607	0.00	0	0.00	0	0.00	NA	NA	4607	0	0	0
	<b>Sub Total (B)(4)</b>	<b>79093</b>	<b>15690631</b>	<b>0</b>	<b>0</b>	<b>15690631</b>	<b>15.46</b>	<b>15690631</b>	<b>0</b>	<b>15690631</b>	<b>15.46</b>	<b>0</b>	<b>15.46</b>	<b>0</b>	<b>0.00</b>	<b>NA</b>	<b>NA</b>	<b>15690631</b>	<b>0</b>	<b>0</b>	<b>0</b>
	<b>Total Public Shareholding (B) = (B)(1)+(B)(2)+(B)(3)+(B)(4)</b>	<b>79217</b>	<b>50924091</b>	<b>0</b>	<b>0</b>	<b>50924091</b>	<b>50.17</b>	<b>50924091</b>	<b>0</b>	<b>50924091</b>	<b>50.17</b>	<b>0</b>	<b>50.17</b>	<b>0</b>	<b>0.00</b>	<b>NA</b>	<b>NA</b>	<b>50924091</b>	<b>0</b>	<b>0</b>	<b>0</b>



**Rainbow Children's Medicare Limited**

**Table VI - Statement showing foreign ownership limits**

	<b>Board approved limits(%)</b>	<b>Limits utilized(%)</b>
As on shareholding date	100	21.23
As on the end of previous 1st quarter	100	25.65
As on the end of previous 2nd quarter	100	23.04
As on the end of previous 3rd quarter	100	36.19
As on the end of previous 4th quarter	100	36.19

