



October 30, 2023

National Stock Exchange of India Limited
Exchange Plaza, Plot No. C/1, G Block,
Bandra Kurla Complex, Bandra (E),
Mumbai – 400 051.
Symbol: RAINBOW

BSE Limited
Corporate Relationship Department,
Phiroze Jeejeebhoy Towers,
Dalal Street, Mumbai – 400001.
Scrip Code: 543524

Sub: Outcome of the Board Meeting held on October 30, 2023.

Ref: Disclosures under Regulation 30 of SEBI (Listing Obligations and Disclosure Requirements) Regulations, 2015 ("Listing Regulations").

Dear Sir/ Madam,

Please take note that the Board of Directors of M/s. Rainbow Children's Medicare Limited ("the Company") in their meeting held today i.e. October 30, 2023, approved Unaudited Financial Results (Standalone and Consolidated) of the Company for the Quarter and Half Year ended September 30, 2023.

A copy of the signed Results along with Limited Review Reports issued by the Statutory Auditors M/s. S. R. Batliboi & Associates LLP, Chartered Accountants, are attached herewith.

The Board Meeting commenced at 2:30 P.M. and concluded at 4:50 P.M.

P.M. We request you to kindly take the same on record.

Thanking You,

Yours Faithfully,

For **Rainbow Children's Medicare Limited**

Ashish Kapil
Company Secretary and Compliance Officer
Encl.: As above

Rainbow Children's Medicare Limited

Registered Office: 8-2-120/103/1, Survey No. 403, Road No. 2, Banjara Hills, Hyderabad, Telangana - 500034

Corporate Office: 8-2-19/1/a, Daulet Arcade, Karvy Lane, Road No.11, Banjara Hills, Hyderabad, Telangana - 500034

Hyderabad: Banjara Hills - 040 22334455 | Secunderabad - 040 42462200 | Kondapur IP - 040 42462400

Kondapur OP - 040 42462100 | Hyder Nagar - 040 42462300 | L B Nagar - 040 71111333 | Financial District - 1800 2122

Vijayawada: Currency Nagar - 0866 6669666 | Governorpet - 0866 6650250 | **Chennai:** Guindy - 044 40122444 | Sholinganallur - 044 - 69659000

Bengaluru: Marathahalli - 080 42412345 | Bannerghatta Road - 080 25512345 | Hebbal - 080 35061555

Delhi: Malviya Nagar - 011 66888866 | **Visakhapatnam:** Health City, Chinagadili - 0891 3501601 | Siripuram - 0891 3501555

Independent Auditor's Review Report on the Quarterly and Year to Date Unaudited Standalone Financial Results of the Rainbow Children's Medicare Limited Pursuant to the Regulation 33 of the SEBI (Listing Obligations and Disclosure Requirements) Regulations, 2015, as amended

**Review Report to
The Board of Directors
Rainbow Children's Medicare Limited**

1. We have reviewed the accompanying statement of unaudited standalone financial results of **Rainbow Children's Medicare Limited** (the "Company") for the quarter ended September 30, 2023 and year to date from April 01, 2023 to September 30, 2023 (the "Statement") attached herewith, being submitted by the Company pursuant to the requirements of Regulation 33 of the SEBI (Listing Obligations and Disclosure Requirements) Regulations, 2015, as amended (the "Listing Regulations").
2. The Company's Management is responsible for the preparation of the Statement in accordance with the recognition and measurement principles laid down in Indian Accounting Standard 34, (Ind AS 34) "Interim Financial Reporting" prescribed under Section 133 of the Companies Act, 2013 as amended, read with relevant rules issued thereunder and other accounting principles generally accepted in India and in compliance with Regulation 33 of the Listing Regulations. The Statement has been approved by the Company's Board of Directors. Our responsibility is to express a conclusion on the Statement based on our review.
3. We conducted our review of the Statement in accordance with the Standard on Review Engagements (SRE) 2410, "Review of Interim Financial Information Performed by the Independent Auditor of the Entity" issued by the Institute of Chartered Accountants of India. This standard requires that we plan and perform the review to obtain moderate assurance as to whether the Statement is free of material misstatement. A review of interim financial information consists of making inquiries, primarily of persons responsible for financial and accounting matters, and applying analytical and other review procedures. A review is substantially less in scope than an audit conducted in accordance with Standards on Auditing and consequently does not enable us to obtain assurance that we would become aware of all significant matters that might be identified in an audit. Accordingly, we do not express an audit opinion.
4. Based on our review conducted as above nothing has come to our attention that causes us to believe that the accompanying Statement, prepared in accordance with the recognition and measurement principles laid down in the aforesaid Indian Accounting Standards ('Ind AS') specified under Section 133 of the Companies Act, 2013 as amended, read with relevant rules issued thereunder and other accounting principles generally accepted in India, has not disclosed the information required to be disclosed in terms of the Listing Regulations, including the manner in which it is to be disclosed, or that it contains any material misstatement.



S.R. BATLIBOI & ASSOCIATES LLP

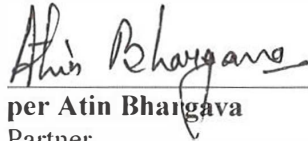
Chartered Accountants

5. The comparative Ind AS financial information of the Company for the corresponding quarter and period ended September 30, 2022, included in these standalone Ind AS financial results, were reviewed by the predecessor auditor and the standalone Ind AS financial statements of the Company for the year ended March 31, 2023, were audited by predecessor auditor who expressed an unmodified opinion on those financial information on November 03, 2022 and May 14, 2023 respectively.

For S.R. BATLIBOI & ASSOCIATES LLP

Chartered Accountants

ICAI Firm registration number: 101049W/E300004



per Atin Bhargava

Partner

Membership No.: 504777

UDIN: 23504777BGXMIP7093



Hyderabad

October 30, 2023

Rainbow Children's Medicare Limited (formerly known as 'Rainbow Children's Medicare Private Limited')

CIN: L85110TG1998PLC029914


Registered Office : 8-2-120/103/1, Survey No. 403, Road No.2, Banjara Hills, Hyderabad, Telangana-500034

Corporate Office : 8-2-19/1/a, Dault Arcade, Karvy lane, Road No.11, Banjara Hills, Hyderabad, Telangana-500034

Tel: +91 40 4969 2244, e-mail : companysecretary@rainbowhospitals.in

Statement of Unaudited Standalone Financial Results for the quarter and year to date ended 30 September 2023

Particulars	(Rs. in Millions except per share data)					
	Quarter ended			Half year ended		Year ended
	30 September 2023	30 June 2023	30 September 2022	30 September 2023	30 September 2022	31 March 2023
	Unaudited	Unaudited	Unaudited	Unaudited	Unaudited	Audited
INCOME						
1. Revenue from operations	3,186.65	2,703.50	2,977.90	5,890.15	5,205.43	11,139.90
2. Other income	88.79	75.93	79.40	164.72	143.47	312.29
3. Total income [1+2]	3,275.44	2,779.43	3,057.30	6,054.87	5,348.90	11,452.19
4. EXPENSES						
a. Medical consumables and pharmacy items consumed	402.59	359.72	411.59	762.31	708.44	1,501.22
b. Employee benefits expense	384.89	415.67	324.56	800.56	611.79	1,360.38
c. Finance costs	125.85	138.49	124.95	264.34	259.24	520.89
d. Depreciation and amortisation expense	250.09	236.40	208.18	486.49	411.13	837.08
e. Professional fees to doctors	751.16	656.48	667.53	1,407.64	1,191.18	2,554.04
f. Other expenses	504.88	446.17	524.46	951.05	869.67	1,903.94
Total expenses	2,419.46	2,252.93	2,261.27	4,672.39	4,051.45	8,677.55
5. Profit before exceptional items and tax [3-4]	855.98	526.50	796.03	1,382.48	1,297.45	2,774.64
6. Exceptional items	-	-	46.30	-	46.30	46.30
7. Profit before tax [5-6]	855.98	526.50	749.73	1,382.48	1,251.15	2,728.34
8. Tax expenses:						
a. Current tax	232.10	147.37	227.73	379.47	377.86	811.41
b. Deferred tax credit	(15.96)	(14.16)	(36.36)	(30.12)	(61.02)	(142.00)
Total tax expense	216.14	133.21	191.37	349.35	316.84	669.41
9. Profit for the period/year [7-8]	639.84	393.29	558.36	1,033.13	934.31	2,058.93
10. Other comprehensive income						
<i>Items that will not be reclassified to profit or loss</i>						
Re-measurement gain on defined benefit plans	2.22	1.21	0.15	3.43	6.51	4.83
Income tax effect	(0.56)	(0.30)	(0.04)	(0.86)	(1.64)	(1.22)
Other comprehensive income for the period/year, net of tax	1.66	0.91	0.11	2.57	4.87	3.61
11. Total comprehensive income for the period/year [9+10]	641.50	394.20	558.47	1,035.70	939.18	2,062.54
12. Paid-up equity share capital (Face value of Rs. 10 each)	1,015.02	1,015.02	1,015.02	1,015.02	1,015.02	1,015.02
13. Other equity						9,868.86
14. Earning per share (Face value of share Rs.10 each)						
a. Basic (Rs)	6.30	3.87	5.54	10.18	9.26	20.40
b. Diluted (Rs)	6.30	3.87	5.54	10.18	9.26	20.40
	(Not annualised)	(Not annualised)	(Not annualised)	(Not annualised)	(Not annualised)	



Notes :

- The above statement of unaudited standalone financial results of Rainbow Children's Medicare Limited ("the Company"), which have been prepared in accordance with Indian Accounting Standards ("Ind AS") prescribed under section 133 of Companies Act, 2013 ("the Act") read with relevant rules issued thereunder, other accounting principles generally accepted in India and in terms of Regulation 33 of Securities and Exchange Board of India ("SEBI") (Listing Obligations and Disclosure Requirements) Regulations, 2015 were reviewed and recommended by Audit Committee and approved by the Board of Directors at their respective meetings held on 30 October 2023. The Statutory Auditors have carried out a limited review on the unaudited standalone financial results and issued an unmodified report thereon.
- Final dividend for the financial year 2022-23 of Rs. 3 per Equity Share of Rs. 10 each aggregating to Rs. 304.51 million was approved by the shareholders at the 25th Annual General Meeting held on 29 June 2023 and the same was paid on 04 July 2023.
- During the financial year 2022-23, the Company has completed Initial Public Offering of 29,168,579 Equity Shares of face value of Rs. 10 each of the Company for at an issue price of Rs. 542 per equity share (including a share premium of Rs. 532 per equity share, eligible employees bidding in the employee's reservation portion were offered a discount of Rs. 20 per equity share) aggregating to Rs. 15,808.49 million comprising a fresh issue of 5,167,679 Equity Shares aggregating to Rs. 2,800.00 million and an offer for sale of 24,000,900 Equity shares aggregating to Rs. 13,008.49 million. The equity shares of the Company were listed on National Stock Exchange of India Limited (NSE) and BSE Limited (BSE) w.e.f 10 May 2022.

The Company has received a net amount of Rs. 2,661.40 million (net of Company's share of IPO expenses Rs. 138.60 million which are proportionately allocated between Company and selling shareholders as per the respective offer size) from proceeds out of fresh issue of Equity Shares. The Company's share of IPO expenses Rs. 138.60 million has been adjusted with securities premium as per Companies Act, 2013.

During the quarter ended 30 September 2023, the Company has received an amount of Rs. 14.70 million towards the Company's share of unspent IPO expenses. The same has been adjusted with securities premium as per Companies Act, 2013.

Details of utilisation of IPO proceeds:

Objects of the issue	Amount as proposed in offer document	Status as at 30 September 2023 for 31 March 2023				Reasons for delay in utilisation of IPO Proceeds
		Amount to be spent as per offer document up to 31 March 2023 (A)	Actual spent as at 31 March 2023 (B)	Utilisation up to 30 September 2023 (C)	Unspent balance as at 30 September 2023 (A) - (C)	
Early redemption of NCDs issued by our Company to CDC Emerging Markets Limited, in full.	400.00	400.00	400.00	400.00	-	NA
Capital expenditure towards setting up of new hospitals and purchase of medical equipment for such new hospitals	1,700.00	1,065.00	327.29	747.73	317.27	Delay in execution of few projects.
General corporate purposes	561.40	561.40	-	559.12	2.28	As the Company is utilising the funds generated from operations, the said proceeds were not utilised.
Total	2,661.40	2,026.40	727.29	1,706.85	319.55	

Net IPO proceeds which were unutilised as at 30 September 2023 were temporarily invested in fixed deposits and held in current account with banks.


- Pursuant to the resolutions passed by the Board on 18 March 2023 and by the Shareholders on 06 May 2023, the Company approved 'Rainbow Children's Medicare Limited - Employee Stock Unit Plan 2023 ("Stock Unit Plan 2023") in compliance with the SEBI (Share Based Employee Benefits and Sweat Equity) Regulations, 2021 ("SEBI SBEB SE Regulations"). The Stock Unit Plan 2023 is for issue of employee stock units to eligible employees, which may result in an issuance of a maximum number of 400,000 Equity Shares. Upon exercise and payment of the exercise price, an option holder will be entitled to be allotted one Equity Share per employee stock unit.

Upon recommendation of the Nomination and Remuneration Committee, the Board of Directors of the Company in their meeting held on 14 May 2023 and 07 August 2023, granted 275,000 and 37,414 Stock Units respectively under the Stock Unit Plan 2023 to its eligible employees which shall be exercisable into 312,414 equity shares having face value of Rs.10 each fully paid-up. The exercise price per stock unit shall be the face value of equity shares of the Company i.e., Rs.10 each. The vested Stock Units shall be exercisable within a period of three months from the date of each vesting. The Stock Units shall vest after the minimum vesting period of one year and not later than the maximum period of five years from the date of grant. The plan is in terms of SEBI SBEB SE Regulations.

- During the financial year 2022-23, the Company won the bid for 2 land parcels in Gurugram, Haryana admeasuring 9,391 Sq. Mtr. ~ 2.32 acres and 4,987.10 Sq. Mtr. ~ 1.23 acres, situated in Sector 44 and Sector 56 respectively auctioned by Haryana Shahari Vikas Pradhikaran (HSVP). On 05 July 2023, the Company has received the allotment letters from HSVP, for the allotment of said land parcels to the Company post payment of full consideration of Rs. 1,299.40 million and Rs. 290.40 million for land parcels situated in Sector 44 and Sector 56 respectively.
- The Company is principally engaged in a single business segment viz., rendering medical and healthcare services. Further the business operation of the Company are concentrated in India, and hence, the Company is considered to operate only in one geographical segment.
- The standalone financial results for the quarter and year to date ended 30 September 2023, are available on the BSE Limited website (URL: www.bseindia.com), the National Stock Exchange of India Limited website (URL: www.nseindia.com) and on the Company's website (URL: www.rainbowhospitals.in).


for and on behalf of the Board of Directors of
Rainbow Children's Medicare Limited





Dr. Ramesh Kancharla
Chairman and Managing Director
DIN: 00212270

Place : Hyderabad
Date : 30 October 2023

Standalone Statement of Assets and Liabilities			(Rs. in Millions)	
Particulars	As at			
	30 September 2023	31 March 2023		
	Unaudited	Audited		
ASSETS				
Non-current assets				
a. Property, plant and equipment	4,621.64	4,650.50		
b. Capital work-in-progress	693.41	208.98		
c. Right-of-use of assets	4,723.28	4,231.17		
d. Other intangible assets	33.04	33.09		
e. Intangible assets under development	21.56	19.08		
f. Financial assets				
(i) Investments	465.45	465.45		
(ii) Loans	407.41	437.53		
(iii) Other financial assets	225.42	2,255.36		
g. Deferred tax assets (net)	285.10	255.84		
h. Income tax assets (net)	24.79	21.51		
i. Other non-current assets	1,871.43	292.56		
Total non-current assets	13,372.53	12,871.07		
Current assets				
a. Inventories	160.68	176.74		
b. Financial assets				
(i) Investments	1,453.76	581.33		
(ii) Trade receivables	655.61	509.19		
(iii) Cash and cash equivalents	101.96	118.13		
(iv) Bank balances other than (iii) above	66.56	253.56		
(v) Other financial assets	2,855.57	2,874.33		
c. Other current assets	113.21	149.82		
Total current assets	5,407.35	4,663.10		
TOTAL ASSETS	18,779.88	17,534.17		
EQUITY AND LIABILITIES				
EQUITY				
a. Equity share capital	1,015.02	1,015.02		
b. Other equity	10,657.72	9,868.86		
TOTAL EQUITY	11,672.74	10,883.88		
LIABILITIES				
Non-current liabilities				
a. Financial liabilities				
(i) Lease liabilities	5,879.02	5,291.63		
b. Provisions	76.10	68.02		
Total non-current liabilities	5,955.12	5,359.65		
Current liabilities				
a. Financial liabilities				
(i) Lease liabilities	119.43	91.27		
(ii) Trade payables				
a) Total outstanding dues to micro enterprises and small enterprises	53.98	78.08		
b) Total outstanding dues to creditors other than micro enterprises and small enterprises	652.25	671.61		
(iii) Other financial liabilities	224.58	328.94		
b. Other current liabilities	84.54	101.73		
c. Provisions	16.40	18.18		
d. Current tax liabilities (net)	0.84	0.83		
Total current liabilities	1,152.02	1,290.64		
TOTAL EQUITY AND LIABILITIES	18,779.88	17,534.17		



Standalone Statement of Cash Flows		(Rs. in Millions)	
Particulars	For the half year ended 30 September 2023	For the half year ended 30 September 2022	
	Unaudited	Unaudited	
Cash flows from operating activities			
Profit before tax	1,382.48	1,251.15	
Adjustments:			
Depreciation and amortisation expense	486.49	411.13	
Dividend income	(41.92)	(1.95)	
Unrealised foreign exchange loss, net	0.14	1.20	
Interest income on financial assets carries at amortised cost	(121.83)	(141.51)	
Employee stock option cost	22.88	-	
Provision for inventory	-	6.77	
Finance cost	264.34	259.24	
Impairment loss on non current investment	-	46.30	
Advances written off	-	8.46	
Bad debts written off	-	0.05	
Allowance for expected credit loss	(76.14)	35.34	
Net gain on sale of property, plant and equipment	(0.75)	-	
Liabilities no longer required written back	(0.22)	(0.01)	
	1,915.47	1,876.17	
Adjustments for working capital:			
Decrease / (Increase) in inventories	16.06	(58.39)	
(Increase) in trade receivables	(70.28)	(255.51)	
Decrease in financial and other assets	21.51	93.19	
(Decrease) / Increase in trade payables	(43.66)	126.43	
(Decrease) in financial liabilities and provisions	(19.51)	(7.51)	
Cash generated from operations	1,819.59	1,774.38	
Income tax paid, net	(382.74)	(353.18)	
Net cash from operating activities (A)	1,436.85	1,421.20	
Cash flows from investing activities			
Purchase of property, plant and equipment, intangibles, intangible assets under development including capital advances, capital creditors and capital work-in-progress	(2,414.72)	(582.25)	
Proceeds from sale of property, plant and equipment	0.75	2.88	
Investments in unquoted equity instruments of subsidiary	-	(310.00)	
Bank deposits redeemed / (placed) with maturity of more than three months, net	2,250.63	(1,751.19)	
Interest received	80.69	114.12	
Dividend received	41.92	1.95	
Investment in mutual funds	(2,952.47)	(289.99)	
Redemption of mutual funds	2,107.76	510.93	
Loans given	-	(11.35)	
Loans realised	45.51	246.25	
Net cash used in investing activities (B)	(839.93)	(2,068.65)	
Cash flows from financing activities			
Repayment of long-term borrowings	-	(398.11)	
Principal payment of lease liabilities	(323.29)	(264.05)	
Finance cost	-	(27.71)	
Proceeds from issue of share capital	-	2,661.41	
Refund of share issue expenses	14.70	-	
Dividend paid	(304.51)	(225.30)	
Net cash from / (used in) financing activities (C)	(613.10)	1,746.24	
Net (decrease) / increase in cash and cash equivalents (A+B+C)	(16.18)	1,098.79	
Cash and cash equivalents at the beginning of the period	118.13	80.45	
Cash and cash equivalents at the end of the period (note a)	101.95	1,179.24	
Notes:			
a) Components of cash and cash equivalents	As at 30 September 2023	As at 30 September 2022	
Cash on hand	5.40	6.34	
Balance with banks:			
- Current accounts	96.55	84.58	
- On deposit accounts (with original maturity of 3 months or less)	-	1,088.32	
	101.95	1,179.24	



Independent Auditor's Review Report on the Quarterly and Year to Date Unaudited Consolidated Financial Results of the Rainbow Children's Medicare Limited Pursuant to the Regulation 33 of the SEBI (Listing Obligations and Disclosure Requirements) Regulations, 2015, as amended**Review Report to
The Board of Directors
Rainbow Children's Medicare Limited**

1. We have reviewed the accompanying Statement of Unaudited Consolidated Financial Results of **Rainbow Children's Medicare Limited** (the "Holding Company") and its subsidiaries (the Holding Company and its subsidiaries together referred to as "the Group") for the quarter ended September 30, 2023 and year to date from April 01, 2023 to September 30, 2023 (the "Statement") attached herewith, being submitted by the Holding Company pursuant to the requirements of Regulation 33 of the SEBI (Listing Obligations and Disclosure Requirements) Regulations, 2015, as amended (the "Listing Regulations").
2. The Holding Company's Management is responsible for the preparation of the Statement in accordance with the recognition and measurement principles laid down in Indian Accounting Standard 34, (Ind AS 34) "Interim Financial Reporting" prescribed under Section 133 of the Companies Act, 2013 as amended, read with relevant rules issued thereunder and other accounting principles generally accepted in India and in compliance with Regulation 33 of the Listing Regulations. The Statement has been approved by the Holding Company's Board of Directors. Our responsibility is to express a conclusion on the Statement based on our review.
3. We conducted our review of the Statement in accordance with the Standard on Review Engagements (SRE) 2410, "Review of Interim Financial Information Performed by the Independent Auditor of the Entity" issued by the Institute of Chartered Accountants of India. This standard requires that we plan and perform the review to obtain moderate assurance as to whether the Statement is free of material misstatement. A review of interim financial information consists of making inquiries, primarily of persons responsible for financial and accounting matters, and applying analytical and other review procedures. A review is substantially less in scope than an audit conducted in accordance with Standards on Auditing and consequently does not enable us to obtain assurance that we would become aware of all significant matters that might be identified in an audit. Accordingly, we do not express an audit opinion.

We also performed procedures in accordance with the Circular No. CIR/CFD/CMD1/44/2019 dated March 29, 2019 issued by the Securities and Exchange Board of India under Regulation 33(8) of the Listing Regulations, to the extent applicable.

4. The Statement includes the results of the following entities:

Holding Company:

Rainbow Children's Medicare Limited

Subsidiaries:

- a) Rainbow Speciality Hospitals Private Limited
- b) Rosewalk Healthcare Private Limited
- c) Rainbow C R O Private Limited
- d) Rainbow Fertility Private Limited
- e) Rainbow Children's Hospital Private Limited
- f) Rainbow Woman & Children's Hospital Private Limited



S.R. BATLIBOI & ASSOCIATES LLP

Chartered Accountants

5. Based on our review conducted and procedures performed as stated in paragraph 3 above and based on the consideration of the review reports of other auditors referred to in paragraph 6 below, nothing has come to our attention that causes us to believe that the accompanying Statement, prepared in accordance with recognition and measurement principles laid down in the aforesaid Indian Accounting Standards ('Ind AS') specified under Section 133 of the Companies Act, 2013, as amended, read with relevant rules issued thereunder and other accounting principles generally accepted in India, has not disclosed the information required to be disclosed in terms of the Listing Regulations, including the manner in which it is to be disclosed, or that it contains any material misstatement.
6. The accompanying Statement includes the unaudited interim financial results in respect of 2 subsidiaries, whose unaudited interim financial results include total assets of Rs. 633.97 million as at September 30, 2023, total revenues of Rs. 144.91 million and Rs. 319.00 million, total net profit after tax of Rs. 4.38 million and Rs. 25.04 million, total comprehensive income of Rs. 4.56 million and Rs. 25.40 million, for the quarter ended September 30, 2023 and the period ended on that date respectively, and net cash inflows of Rs. 4.82 million for the period from April 01, 2023 to September 30, 2023, as considered in the Statement which have been reviewed by their respective independent auditors.

The independent auditor's reports on interim financial results of these entities have been furnished to us by the Management and our conclusion on the Statement, in so far as it relates to the amounts and disclosures in respect of these subsidiaries is based solely on the report of such auditors and procedures performed by us as stated in paragraph 3 above.

7. The accompanying Statement includes unaudited interim financial results in respect of 4 subsidiaries, whose interim financial results reflect total assets of Rs. 55.35 million as at September 30, 2023, and total revenues of Rs. 1.75 million and Rs. 2.12 million, total net profit after tax of Rs. 1.80 million and Rs. 2.55 million, total comprehensive income of Rs. 1.80 million and Rs. 2.55 million, for the quarter ended September 30, 2023 and the period ended on that date respectively and net cash outflows of Rs. 29.24 million for the period from April 01, 2023 to September 30, 2023.

The unaudited interim financial results of these subsidiaries have not been reviewed by any auditor and have been approved and furnished to us by the Management and our conclusion on the Statement, in so far as it relates to the affairs of these subsidiaries, is based solely on such unaudited interim financial results. According to the information and explanations given to us by the Management, these interim financial results are not material to the Group.

Our conclusion on the Statement in respect of matters stated in para 6 and 7 above is not modified with respect to our reliance on the work done and the reports of the other auditors and the financial results certified by the Management.



S.R. BATLIBOI & ASSOCIATES LLP

Chartered Accountants

8. The comparative Ind AS financial information of the Group for the corresponding quarter and period ended September 30, 2022, included in these consolidated Ind AS financial results, were reviewed by the predecessor auditor and the Ind AS consolidated financial statements of the Group for the year ended March 31, 2023, were audited by predecessor auditor who expressed an unmodified opinion on those consolidated financial information on November 03, 2022 and May 14, 2023 respectively.

For S.R. BATLIBOI & ASSOCIATES LLP

Chartered Accountants

ICAI Firm registration number: 101049W/E300004

Atin Bhargava

per Atin Bhargava

Partner

Membership No.: 504777



UDIN: 23504177B GxMIQ6376

Hyderabad

October 30, 2023

Statement of Unaudited Consolidated Financial Results for the quarter and year to date ended 30 September 2023

Particulars	(Rs. in Millions except per share data)					
	Quarter ended			Half year ended		Year ended
	30 September 2023	30 June 2023	30 September 2022	30 September 2023	30 September 2022	31 March 2023
	Unaudited	Unaudited	Unaudited	Unaudited	Unaudited	Audited
INCOME						
1. Revenue from operations	3,326.75	2,871.65	3,130.52	6,198.40	5,502.04	11,735.74
2. Other income	78.23	78.55	75.63	156.78	135.96	308.65
3. Total income [1+2]	3,404.98	2,950.20	3,206.15	6,355.18	5,638.00	12,044.39
4. EXPENSES						
a. Medical consumables and pharmacy items consumed	422.45	383.99	435.05	806.44	753.07	1,582.78
b. Employee benefits expense	407.33	435.97	344.91	843.30	650.29	1,440.61
c. Finance costs	133.38	146.07	132.75	279.45	274.91	551.95
d. Depreciation and amortisation expense	267.96	253.28	224.46	521.24	443.58	902.68
e. Professional fees to doctors	794.85	698.39	705.09	1,493.24	1,267.21	2,723.05
f. Other expenses	526.51	476.26	550.24	1,002.77	915.33	2,025.53
Total expenses	2,552.48	2,393.96	2,392.50	4,946.44	4,304.39	9,226.60
5. Profit before tax [3-4]	852.50	556.24	813.65	1,408.74	1,333.61	2,817.79
6. Tax expenses:						
a. Current tax	237.49	156.80	237.18	394.29	393.58	840.82
b. Deferred tax credit	(16.58)	(15.46)	(38.62)	(32.04)	(62.67)	(146.80)
Total tax expense	220.91	141.34	198.56	362.25	330.91	694.02
7. Profit for the period/year [5-6]	631.59	414.90	615.09	1,046.49	1,002.70	2,123.77
8. Other comprehensive income						
<i>Items that will not be reclassified to profit or loss</i>						
Re-measurement gain on defined benefit plans	2.58	1.23	0.59	3.81	7.52	5.58
Income tax effect	(0.57)	(0.31)	(0.13)	(0.88)	(17.8)	(1.24)
Other comprehensive income for the period/year, net of tax	2.01	0.92	0.46	2.93	5.74	4.34
9. Total comprehensive income for the period/year [7+8]	633.60	415.82	615.55	1,049.42	1,008.44	2,128.11
Profit for the period/year attributable to:						
Owners of the Company	629.08	409.95	611.33	1,039.03	993.22	2,108.34
Non-controlling interests	2.51	4.95	3.76	7.46	9.48	15.43
Profit for the period/year	631.59	414.90	615.09	1,046.49	1,002.70	2,123.77
Other comprehensive income for the period/year attributable to:						
Owners of the Company	2.00	0.92	0.40	2.92	5.65	4.32
Non-controlling interests	0.01	0.00	0.06	0.01	0.09	0.02
Other comprehensive income for the period/year	2.01	0.92	0.46	2.93	5.74	4.34
Total comprehensive income for the period/year attributable to:						
Owners of the Company	631.08	410.87	611.73	1,041.95	998.87	2,112.66
Non-controlling interests	2.52	4.95	3.82	7.47	9.57	15.45
Total comprehensive income for the period/year	633.60	415.82	615.55	1,049.42	1,008.44	2,128.11
10. Paid-up equity share capital (Face value of Rs. 10 each)	1,015.02	1,015.02	1,015.02	1,015.02	1,015.02	1,015.02
11. Other Equity						9,584.09
12. Earning per share (Face value of share Rs.10 each)						
a. Basic (Rs)	6.20	4.04	6.06	10.24	9.84	20.89
b. Diluted (Rs)	6.20	4.04	6.06	10.24	9.84	20.89
	<i>(Not annualised)</i>	<i>(Not annualised)</i>	<i>(Not annualised)</i>	<i>(Not annualised)</i>	<i>(Not annualised)</i>	



Notes :

- The above statement of unaudited consolidated financial results of Rainbow Children's Medicare Limited ("the Company"), and its subsidiaries (the Company and its subsidiaries together referred to as "the Group") which have been prepared in accordance with Indian Accounting Standards ("Ind AS") prescribed under section 133 of Companies Act, 2013 ("the Act") read with relevant rules issues thereunder, other accounting principles generally accepted in India and guidelines issues by the Securities and Exchange Board of India ("SEBI") were reviewed and recommended by Audit Committee and approved by the Board of Directors at their meetings held on 30 October 2023. The Statutory Auditors have carried out a limited review on the unaudited consolidated financial results and issued an unmodified report thereon.
- Final dividend for the financial year 2022-23 of Rs. 3 per Equity Share of Rs. 10 each aggregating to Rs. 304.51 million was approved by the shareholders at the 25th Annual General Meeting held on 29 June 2023 and the same was paid on 04 July 2023.
- During the financial year 2022-23, the Company has completed Initial Public Offering of 29,168,579 Equity Shares of face value of Rs. 10 each of the Company for at an issue price of Rs. 542 per equity share (including a share premium of Rs. 532 per equity share, eligible employees bidding in the employee's reservation portion were offered a discount of Rs. 20 per equity share) aggregating to Rs. 15,808.49 million comprising a fresh issue of 5,167,679 Equity Shares aggregating to Rs. 2,800.00 million and an offer for sale of 24,000,900 Equity shares aggregating to Rs. 13,008.49 million. The equity shares of the Company were listed on National Stock Exchange of India Limited (NSE) and BSE Limited (BSE) w.e.f 10 May 2022.

The Company has received a net amount of Rs. 2,661.40 million (net of Company's share of IPO expenses Rs. 138.60 million which are proportionately allocated between the Company and selling shareholders as per the respective offer size) from proceeds out of fresh issue of Equity Shares. The Company's share of IPO Expenses Rs. 138.60 million has been adjusted with securities premium as per Companies Act, 2013.

During the quarter ended 30 September 2023, the Company has received an amount of Rs. 14.70 million towards the Company's share of unspent IPO expenses. The same has been adjusted with securities premium as per Companies Act, 2013.

Details of utilisation of IPO proceeds:

(Rs. in Millions)

Objects of the issue	Amount as proposed in offer document	Status as at 30 September 2023 for 31 March 2023				Reasons for delay in utilisation of IPO Proceeds
		Amount to be spent as per offer document up to 31 March 2023 (A)	Actual spent as at 31 March 2023 (B)	Utilisation up to 30 September 2023 (C)	Unspent balance as at 30 September 2023 (A) - (C)	
Early redemption of NCDs issued by our Company to CDC Emerging Markets Limited, in full	400.00	400.00	400.00	400.00	-	NA
Capital expenditure towards setting up of new hospitals and purchase of medical equipment for such new hospitals	1,700.00	1,065.00	327.29	747.73	317.27	Delay in execution of few projects.
General corporate purposes	561.40	561.40	-	559.12	2.28	As the Company is utilising the funds generated from operations, the said proceeds were not utilised.
Total	2,661.40	2,026.40	727.29	1,706.85	319.55	

Net IPO proceeds which were unutilised as at 30 September 2023 were temporarily invested in fixed deposits and held in current account with banks.

- Pursuant to the resolutions passed by the Board on 18 March 2023 and by the Shareholders on 06 May 2023, the Company approved 'Rainbow Children's Medicare Limited - Employee Stock Unit Plan 2023 ("Stock Unit Plan 2023") in compliance with the SEBI (Share Based Employee Benefits and Sweat Equity) Regulations, 2021 ("SEBI SBEB SE Regulations"). The Stock Unit Plan 2023 is for issue of employee stock units to eligible employees, which may result in an issuance of a maximum number of 400,000 Equity Shares. Upon exercise and payment of the exercise price, an option holder will be entitled to be allotted one Equity Share per employee stock unit.

Upon recommendation of the Nomination and Remuneration Committee, the Board of Directors of the Company in their meeting held on 14 May 2023 and 07 August 2023, granted 275,000 and 37,414 Stock Units respectively under the Stock Unit Plan 2023 to its eligible employees which shall be exercisable into 312,414 equity shares having face value of Rs.10 each fully paid-up. The exercise price per stock unit shall be the face value of equity shares of the Company i.e., Rs.10 each. The vested Stock Units shall be exercisable within a period of three months from the date of each vesting. The Stock Units shall vest after the minimum vesting period of one year and not later than the maximum period of five years from the date of grant. The plan is in terms of SEBI SBEB SE Regulations.

- During the financial year 2022-23, the Company won the bid for 2 land parcels in Gurugram, Haryana admeasuring 9,391 Sq. Mtr. ~ 2.32 acres and 4,987.10 Sq. Mtr. ~ 1.23 acres, situated in Sector 44 and Sector 56 respectively auctioned by Haryana Shahari Vikas Pradhikaran (HSVP) On 05 July 2023, the Company has received the allotment letters from HSVP, for the allotment of said land parcels to the Company post payment of full consideration of Rs. 1,299.40 million and Rs. 290.40 million for land parcels situated in Sector 44 and Sector 56 respectively.
- The Group is principally engaged in a single business segment viz., rendering medical and healthcare services. Further the business operation of the group are concentrated in India, and hence, the group is considered to operate only in one geographical segment.
- The consolidated financial results for the quarter and year to date ended 30 September 2023, are available on the BSE Limited website (URL: www.bseindia.com), the National Stock Exchange of India Limited website (URL: www.nseindia.com) and on the Company's website (URL: www.rainbowhospitals.in)
- The consolidated financial results include the financial results of Rainbow Children's Medicare Limited ('the Company') and the financial results of its subsidiaries, Rainbow C R O Private Limited, Rainbow Fertility Private Limited, Rainbow Women & Children's Hospital Private Limited, Rainbow Speciality Hospitals Private Limited, Rosewalk Healthcare Private Limited and Rainbow Children's Hospital Private Limited (together called as the "Group").

Place : Hyderabad
Date : 30 October 2023



for and on behalf of the Board of Directors of
Rainbow Children's Medicare Limited

Dr. Ramesh Kancharla
Chairman and Managing Director
DIN: 00212270

Consolidated Statement of Assets and Liabilities
(Rs. in Millions)

Particulars	As at	
	30 September 2023	31 March 2023
	Unaudited	Audited
ASSETS		
Non-current assets		
a. Property, plant and equipment	4,792.15	4,836.14
b. Capital work-in-progress	693.86	208.83
c. Right-of-use of assets	4,922.03	4,441.23
d. Other intangible assets	33.59	33.74
e. Intangible assets under development	21.56	19.04
f. Financial assets		
(i) Investments	0.03	0.03
(ii) Loans	407.41	437.53
(iii) Other financial assets	280.32	2,343.56
g. Deferred tax assets (net)	290.72	259.57
h. Income tax assets (net)	74.06	55.01
i. Other non-current assets	1,874.61	293.70
Total non-current assets	13,390.34	12,928.38
Current assets		
a. Inventories	172.09	187.60
b. Financial assets		
(i) Investments	1,467.07	581.32
(ii) Trade receivables	648.47	514.17
(iii) Cash and cash equivalents	129.29	169.87
(iv) Bank balances other than (iii) above	194.26	300.95
(v) Other financial assets	2,855.57	2,874.33
c. Other current assets	118.34	152.99
Total current assets	5,585.09	4,781.23
TOTAL ASSETS	18,975.43	17,709.61
EQUITY AND LIABILITIES		
EQUITY		
a. Equity share capital	1,015.02	1,015.02
b. Other equity	10,379.20	9,584.09
Equity attributable to owners of the Company	11,394.22	10,599.11
Non-controlling interest	53.71	50.06
TOTAL EQUITY	11,447.93	10,649.17
LIABILITIES		
Non-current liabilities		
a. Financial liabilities		
(i) Lease liabilities	6,178.78	5,598.57
b. Provisions	78.72	70.81
Total non-current liabilities	6,257.50	5,669.38
Current liabilities		
a. Financial liabilities		
(i) Lease liabilities	134.16	104.65
(ii) Trade payables		
a) Total outstanding dues to micro enterprises and small enterprises	58.42	84.58
b) Total outstanding dues to creditors other than micro enterprises and small enterprises	695.32	706.84
(iii) Other financial liabilities	229.44	337.28
b. Other current liabilities	91.01	109.44
c. Provisions	16.81	18.19
d. Current tax liabilities (net)	44.84	30.08
Total current liabilities	1,270.00	1,391.06
TOTAL EQUITY AND LIABILITIES	18,975.43	17,709.61



Consolidated Statement of Cash Flows		(Rs. in Millions)	
Particulars	For the half year ended 30 September 2023	For the half year ended 30 September 2022	
	Unaudited	Unaudited	
Cash flows from operating activities			
Profit before tax	1,408.74	1,333.61	
Adjustments:			
Depreciation and amortisation expense	521.24	443.58	
Dividend income	(28.05)	(1.87)	
Unrealised foreign exchange loss, net	0.17	1.20	
Net gain on financial assets measured at fair value through profit or loss	-	(0.08)	
Interest income on financial assets carried at amortised cost	(127.75)	(132.56)	
Provision for inventory	-	6.77	
Finance costs	279.45	274.91	
Employee stock option cost	22.88	-	
Advances written off	-	8.46	
Allowance for expected credit loss	(75.40)	35.99	
Bad debts written off	0.06	0.05	
Net loss on sale of property, plant and equipment	(0.75)	-	
Liabilities no longer required written back	(0.23)	(1.45)	
	2,000.36	1,968.61	
Adjustments for working capital:			
Decrease / (Increase) in inventories	15.51	(59.95)	
(Increase) in trade receivables	(58.96)	(264.52)	
Decrease in financial and other assets	19.92	93.41	
(Decrease) / Increase in trade payables	(37.97)	128.73	
(Decrease) in financial liabilities and provisions	(23.70)	(6.58)	
Cash generated from operations	1,915.16	1,859.70	
Income tax paid, net	(398.58)	(369.75)	
Net cash from operating activities (A)	1,516.58	1,489.95	
Cash flows from investing activities			
Purchase of property, plant and equipment, intangibles, intangible assets under development including capital advances, capital creditors and capital work-in-progress	(2,425.43)	(595.50)	
Proceeds from sale of property, plant and equipment	0.75	3.56	
Bank deposits redeemed / (placed) with maturity of more than three months, net	2,206.97	(1,778.99)	
Interest received	83.14	49.82	
Dividend received	28.05	1.95	
Investment in mutual funds	(2,993.74)	(289.99)	
Redemption of mutual funds	2,136.04	510.93	
Loans realised	45.51	-	
Net cash used in investing activities (B)	(918.71)	(2,098.22)	
Cash flows from financing activities			
Repayment of long-term borrowings	-	(398.11)	
Principal payment of lease liabilities	(344.84)	(285.33)	
Finance cost	-	(27.71)	
Dividend paid	(308.31)	(225.30)	
Proceeds from issue of share capital	-	2,661.41	
Refund of share issue expense	14.70	-	
Net cash from / used in financing activities (C)	(638.45)	1,724.96	
Net (decrease) / increase in cash and cash equivalents (A+B+C)	(40.58)	1,116.69	
Cash and cash equivalents at the beginning of the period	169.87	99.79	
Cash and cash equivalents at the end of the period (note a)	129.29	1,216.48	
Notes:			
a) Components of cash and cash equivalents	As at 30 September 2023	As at 30 September 2022	
Cash on hand	6.25	7.10	
Balance with banks:			
- Current accounts	118.84	121.06	
- On deposit accounts (with original maturity of 3 months or less)	4.20	1,088.32	
	129.29	1,216.48	

