

**Independent Auditor's Report on the Quarterly and Year to Date Audited Standalone Financial Results of Rainbow Children's Medicare Limited Pursuant to the Regulation 33 of the SEBI (Listing Obligations and Disclosure Requirements) Regulations, 2015, as amended**

To  
The Board of Directors of  
Rainbow Children's Medicare Limited

**Report on the audit of the Standalone Financial Results****Opinion**

We have audited the accompanying statement of quarterly and year to date standalone financial results of Rainbow Children's Medicare Limited (the "Company") for the quarter ended March 31, 2026 and for the year ended March 31, 2026 ("Statement"), attached herewith, being submitted by the Company pursuant to the requirement of Regulation 33 of the SEBI (Listing Obligations and Disclosure Requirements) Regulations, 2015, as amended (the "Listing Regulations").

In our opinion and to the best of our information and according to the explanations given to us, the Statement:


- i. is presented in accordance with the requirements of the Listing Regulations in this regard; and
- ii. gives a true and fair view in conformity with the applicable accounting standards and other accounting principles generally accepted in India, of the net profit and other comprehensive income and other financial information of the Company for the quarter ended March 31, 2026 and for the year ended March 31, 2026.

**Basis for Opinion**

We conducted our audit in accordance with the Standards on Auditing (SAs) specified under section 143(10) of the Companies Act, 2013, as amended ("the Act"). Our responsibilities under those Standards are further described in the "Auditor's Responsibilities for the Audit of the Standalone Financial Results" section of our report. We are independent of the Company in accordance with the Code of Ethics issued by the Institute of Chartered Accountants of India together with the ethical requirements that are relevant to our audit of the financial statements under the provisions of the Act and the Rules thereunder, and we have fulfilled our other ethical responsibilities in accordance with these requirements and the Code of Ethics. We believe that the audit evidence obtained by us is sufficient and appropriate to provide a basis for our opinion.

**Management's Responsibilities for the Standalone Financial Results**

The Statement has been prepared on the basis of the standalone annual financial statements. The Board of Directors of the Company are responsible for the preparation and presentation of the Statement that gives a true and fair view of the net profit and other comprehensive income of the Company and other financial information in accordance with the applicable accounting standards prescribed under Section 133 of the Act read with relevant rules issued thereunder and other accounting principles generally accepted in India and in compliance with Regulation 33 of the Listing Regulations. This responsibility also includes maintenance of adequate accounting records in accordance with the provisions of the Act for safeguarding of the assets of the Company and for preventing and detecting frauds and other irregularities; selection and application of appropriate accounting policies; making judgments and estimates that are reasonable and prudent; and the design, implementation and maintenance of adequate internal financial controls, that were operating effectively for ensuring the accuracy and completeness



# **S.R. BATLIBOI & ASSOCIATES LLP**

Chartered Accountants

of the accounting records, relevant to the preparation and presentation of the Statement that give a true and fair view and are free from material misstatement, whether due to fraud or error.

In preparing the Statement, the Board of Directors are responsible for assessing the Company's ability to continue as a going concern, disclosing, as applicable, matters related to going concern and using the going concern basis of accounting unless the Board of Directors either intends to liquidate the Company or to cease operations, or has no realistic alternative but to do so.

The Board of Directors are also responsible for overseeing the Company's financial reporting process.

## **Auditor's Responsibilities for the Audit of the Standalone Financial Results**


Our objectives are to obtain reasonable assurance about whether the Statement as a whole is free from material misstatement, whether due to fraud or error, and to issue an auditor's report that includes our opinion. Reasonable assurance is a high level of assurance but is not a guarantee that an audit conducted in accordance with SAs will always detect a material misstatement when it exists. Misstatements can arise from fraud or error and are considered material if, individually or in the aggregate, they could reasonably be expected to influence the economic decisions of users taken on the basis of the Statement.

As part of an audit in accordance with SAs, we exercise professional judgment and maintain professional skepticism throughout the audit. We also:

- Identify and assess the risks of material misstatement of the Statement, whether due to fraud or error, design and perform audit procedures responsive to those risks, and obtain audit evidence that is sufficient and appropriate to provide a basis for our opinion. The risk of not detecting a material misstatement resulting from fraud is higher than for one resulting from error, as fraud may involve collusion, forgery, intentional omissions, misrepresentations, or the override of internal control.
- Obtain an understanding of internal control relevant to the audit in order to design audit procedures that are appropriate in the circumstances. Under Section 143(3)(i) of the Act, we are also responsible for expressing our opinion on whether the company has adequate internal financial controls with reference to financial statements in place and the operating effectiveness of such controls.
- Evaluate the appropriateness of accounting policies used and the reasonableness of accounting estimates and related disclosures made by the Board of Directors.
- Conclude on the appropriateness of the Board of Directors' use of the going concern basis of accounting and, based on the audit evidence obtained, whether a material uncertainty exists related to events or conditions that may cast significant doubt on the Company's ability to continue as a going concern. If we conclude that a material uncertainty exists, we are required to draw attention in our auditor's report to the related disclosures in the financial results or, if such disclosures are inadequate, to modify our opinion. Our conclusions are based on the audit evidence obtained up to the date of our auditor's report. However, future events or conditions may cause the Company to cease to continue as a going concern.
- Evaluate the overall presentation, structure and content of the Statement, including the disclosures, and whether the Statement represents the underlying transactions and events in a manner that achieves fair presentation.

We communicate with those charged with governance regarding, among other matters, the planned scope and timing of the audit and significant audit findings, including any significant deficiencies in internal control that we identify during our audit.

We also provide those charged with governance with a statement that we have complied with relevant ethical requirements regarding independence, and to communicate with them all relationships and other matters that may reasonably be thought to bear on our independence, and where applicable, related safeguards.



# **S.R. BATLIBOI & ASSOCIATES LLP**

Chartered Accountants

## **Other Matter**

The Statement includes the results for the quarter ended March 31, 2026 being the balancing figure between the audited figures in respect of the full financial year ended March 31, 2026 and the published unaudited year-to-date figures up to the third quarter of the current financial year, which were subjected to a limited review by us, as required under the Listing Regulations.

**For S.R. BATLIBOI & ASSOCIATES LLP**

Chartered Accountants

**ICAI Firm Registration Number: 101049W/E300004**

  
per Atin Bhargava  
Partner

Membership No.: 504777

UDIN: 26504777MYCKFN5918

Place: Hyderabad


Date: May 23, 2026



Rainbow Children's Medicare Limited					
CIN: L85110TG1998PLC029914					
Registered Office : 8-2-120/103/1, Survey No. 403, Road No.2, Banjara Hills, Hyderabad, Telangana-500034					
Tel: +91 40 4969 2244, e-mail : companysecretary@rainbowhospitals.in					
Statement of Audited Standalone Financial Results for the quarter and year ended 31 March 2026					
Particulars	(Rs. in Million except per share data)				
	Quarter ended			Year ended	
	31 March 2026	31 December 2025	31 March 2025	31 March 2026	31 March 2025
Audited	Unaudited	Audited	Audited	Audited	
<b>1. Income</b>					
a. Revenue from operations	4,080.64	3,943.52	3,539.95	15,456.60	14,545.06
b. Other income	52.40	107.56	138.95	434.54	489.49
<b>Total income</b>	<b>4,133.04</b>	<b>4,051.08</b>	<b>3,678.90</b>	<b>15,891.14</b>	<b>15,034.55</b>
<b>2. Expenses</b>					
a. Cost of materials consumed	485.72	510.54	444.51	1,996.69	1,898.69
b. Employee benefits expense	566.16	532.67	518.47	2,123.93	1,976.09
c. Finance costs	185.24	181.70	174.15	713.96	695.94
d. Depreciation and amortisation expense	356.52	348.34	325.48	1,362.61	1,317.48
e. Professional fees to doctors	986.19	950.39	895.80	3,770.65	3,484.90
f. Other expenses	753.21	643.10	573.03	2,566.76	2,440.64
<b>Total expenses</b>	<b>3,333.04</b>	<b>3,166.74</b>	<b>2,931.44</b>	<b>12,534.60</b>	<b>11,813.74</b>
<b>3. Profit before exceptional items and tax [1-2]</b>	<b>800.00</b>	<b>884.34</b>	<b>747.46</b>	<b>3,356.54</b>	<b>3,220.81</b>
<b>4. Exceptional items</b>	15.39	-	-	15.39	-
<b>5. Profit before tax [3-4]</b>	<b>784.61</b>	<b>884.34</b>	<b>747.46</b>	<b>3,341.15</b>	<b>3,220.81</b>
<b>6. Tax expenses</b>					
a. Current tax	230.37	238.61	190.46	917.83	856.68
b. Deferred tax expense / (credit)	(38.81)	(12.51)	8.31	(73.38)	(31.54)
c. Adjustment of tax relating to earlier periods	-	-	3.29	(3.46)	19.84
<b>Total tax expense</b>	<b>191.56</b>	<b>226.10</b>	<b>202.06</b>	<b>840.99</b>	<b>844.98</b>
<b>7. Profit after tax [5-6]</b>	<b>593.05</b>	<b>658.24</b>	<b>545.40</b>	<b>2,500.16</b>	<b>2,375.83</b>
<b>8. Other comprehensive income</b>					
Items that will not be reclassified subsequently to the Statement of Profit or Loss					
a. Re-measurement (loss) / gain on defined benefit obligation	(6.67)	(0.72)	38.57	(8.83)	(2.88)
b. Income tax effect	1.68	0.18	(9.71)	2.22	0.72
<b>Other comprehensive income (net of tax)</b>	<b>(4.99)</b>	<b>(0.54)</b>	<b>28.86</b>	<b>(6.61)</b>	<b>(2.16)</b>
<b>9. Total comprehensive income [7+8]</b>	<b>588.06</b>	<b>657.70</b>	<b>574.26</b>	<b>2,493.55</b>	<b>2,373.67</b>
<b>10. Paid-up equity share capital (Face value of Rs. 10 each)</b>	1,015.59	1,015.59	1,015.52	1,015.59	1,015.52
<b>11. Other equity</b>				15,874.98	13,869.92
<b>12. Earning per share (Face value of Rs.10 each)</b>					
a. Basic (Rs)	5.85	6.48	5.37	24.62	23.40
b. Diluted (Rs)	5.85	6.48	5.37	24.62	23.27
	(Not annualised)	(Not annualised)	(Not annualised)		



Standalone Statement of Cash Flows		
Particulars	(Rs. in Million)	
	For the year ended 31 March 2026	For the year ended 31 March 2025
	Audited	Audited
<b>Cash flows from operating activities</b>		
Profit before tax	3,341.15	3,220.81
Adjustments:		
Depreciation and amortisation expense	1,362.61	1,317.48
Gain on redemption of mutual funds (net)	(246.08)	(78.13)
Net gain on financial assets measured at fair value through profit or loss	(41.48)	(269.80)
Unrealised foreign exchange loss (net)	(0.64)	0.12
Interest income on financial assets carries at amortised cost	(133.29)	(140.01)
Employee share based payment expense	29.12	(12.71)
Finance cost	713.96	695.94
Bad debts written off	-	1.70
Allowance for expected credit loss	48.77	7.31
Gain on sale of property, plant and equipment (net)	(11.98)	(0.80)
Liabilities no longer required written back	(1.07)	(0.75)
	5,061.07	4,741.16
Adjustments for working capital:		
Increase in inventories	(71.64)	(1.56)
Increase in trade receivables	(267.65)	(78.04)
Increase in financial and other assets	(162.20)	(102.73)
Increase in trade payables	81.28	29.36
Increase in financial and current liabilities	86.42	48.65
Increase in provisions	33.29	54.02
<b>Cash flows generated from operations</b>	4,760.57	4,690.86
Income tax paid (net)	(951.46)	(840.39)
<b>Net cash flows generated from operating activities (A)</b>	3,809.11	3,850.47
<b>Cash flows from investing activities</b>		
Purchase of property, plant and equipment, intangibles, intangible assets under development including capital advances, capital creditors and capital work-in-progress	(1,998.94)	(1,433.04)
Proceeds from sale of property, plant and equipment	12.89	0.80
Investments in unquoted equity instruments of subsidiary companies	(1,548.12)	-
Investment in non convertible redeemable preference shares of subsidiary companies	(487.88)	-
Bank deposits invested with maturity of more than three months	(1,798.67)	(1,598.50)
Bank deposits redeemed with maturity of more than three months	1,257.95	2,343.71
Interest received	127.96	211.01
Investment in mutual funds	(7,332.95)	(8,254.59)
Redemption of mutual funds	9,155.14	6,025.54
Loans given	(49.99)	-
Loans realised	2.00	-
<b>Net cash flows (used in) investing activities (B)</b>	(2,414.53)	(2,626.94)
<b>Cash flows from financing activities</b>		
Payment of principal portion of lease liabilities	(158.54)	(825.34)
Interest paid	(714.60)	-
Purchase of treasury shares	(212.96)	-
Proceeds from issue of equity shares on exercise of employee stock options	0.07	0.50
Dividend paid	(304.65)	(304.64)
<b>Net cash flows (used in) financing activities (C)</b>	(1,390.68)	(1,129.48)
<b>Net increase in cash and cash equivalents (A+B+C)</b>	3.90	94.05
Cash and cash equivalents at the beginning of the year	168.90	74.85
Cash and cash equivalents at the end of the year (note a)	172.80	168.90
<b>Notes:</b>		
a) Components of cash and cash equivalents	As at 31 March 2026	As at 31 March 2025
Cash on hand	7.87	10.90
Balance with banks:		
- Current accounts	164.93	158.00
- On deposit accounts (with original maturity of 3 months or less)	-	-
	172.80	168.90




**Notes :**

- 1 The above statement of audited standalone financial results of Rainbow Children's Medicare Limited ("the Company"), which have been prepared in accordance with Indian Accounting Standards ("Ind AS") prescribed under section 133 of Companies Act, 2013 ("the Act") read with relevant rules issued thereunder, other accounting principles generally accepted in India and in terms of Regulation 33 of Securities and Exchange Board of India ("SEBI") (Listing Obligations and Disclosure Requirements) Regulations, 2015 were reviewed and recommended by the Audit Committee and approved by the Board of Directors at their respective meetings held on 23 May 2026. The statutory auditors have expressed an unmodified audit opinion on these results.
- 2 The standalone figures for the fourth quarter ended 31 March 2026 are the balancing figures between published audited figures in respect of the full previous financial year and the published unaudited year to date figures up to the third quarter of the relevant financial year and also figures upto the end of third quarter were only reviewed and not subject to audit
- 3 The Board of Directors of the Company on 23 May 2026, recommended dividend for the financial year 2025-26 Rs. 3.50 per Equity Share of Rs.10 each aggregating to Rs. 355.46 million. The payment is subject to approval of the shareholders at the ensuing Annual General Meeting of the Company.
- 4 Effective 21 November 2025, the Government of India consolidated multiple existing labour laws into a unified framework comprising four Labour Codes, collectively referred to as the 'New Labour Codes'. The Ministry of Labour & Employment notified Central Rules on 08 May 2026, however State Rules are yet to be notified. The Company has considered restructured compensation of its employees with effect from 01 April 2026 and assessed the impact of changes consistent with the New Labour Codes, rules and FAQs. Under Ind AS 19, changes to employee benefit plans arising from legislative amendments constitute a plan amendment and require recognition of the resulting past service cost immediately in the statement of profit and loss. The implementation of New Labour Codes has resulted in an increase of Rs.15.39 million in the provision for defined benefit obligation, which has been recognised as an exceptional item in the statement of profit and loss in the current reporting period.
- 5 Pursuant to the resolutions passed by the Board of Directors on 09 February 2025 and by the Shareholders on 02 April 2025, the Company approved 'The Rainbow Children's Medicare Limited - Employee Stock Option Scheme 2025 ("ESOP 2025") in compliance with the SEBI (Share Based Employee Benefits and Sweat Equity) Regulations, 2021 ("SEBI SBEB SE Regulations"). The ESOP 2025 is for issue of employee stock options to eligible employees, which may result in an issuance of a maximum number of 1,015,000 Equity Shares. Upon exercise and payment of the exercise price, an option holder will be entitled to be allotted one equity share per employee stock option.  
The Nomination and Remuneration Committee ("NRC") of the Company in its meeting held on 23 May 2026, granted 267,550 Stock options under the ESOP 2025 to its eligible employees which shall be exercisable into 267,550 equity shares having face value of Rs.10 each fully paid-up. The Exercise price per stock option shall be determined at a discount of not more than 20% on the latest available closing price of the Company's equity shares on the National Stock Exchange of India Limited, being the stock exchange with the highest trading volume, as on 22 May 2026 i.e., the trading day immediately preceding the date on which the grant of options was approved by the NRC. The Stock options shall vest after the minimum vesting period of 1 year and not later than the maximum period of 10 years from the date of grant. The vested Stock options shall be exercisable within a period of maximum of 2 years from the date of each vesting.
- 6 The Company is principally engaged in a single business segment viz., rendering medical and healthcare services. Further the business operation of the Company are concentrated in India, and hence, the Company is considered to operate only in one geographical segment.
- 7 The audited standalone financial results for the quarter and year ended 31 March 2026, are available on the BSE Limited website (URL: [www.bseindia.com](http://www.bseindia.com)), the National Stock Exchange of India Limited website (URL: [www.nseindia.com](http://www.nseindia.com)) and on the Company's website (URL: [www.rainbowhospitals.in](http://www.rainbowhospitals.in)).

*for and on behalf of the Board of Directors of*  
**Rainbow Children's Medicare Limited**



  
**Dr. Ramesh Kancharla**  
*Chairman and Managing Director*  
DIN: 00212270

Place : Hyderabad  
Date : 23 May 2026

Standalone Balance Sheet		(Rs. in Million)	
Particulars	As at		
	31 March 2026	31 March 2025	
	Audited	Audited	
<b>ASSETS</b>			
<b>Non-current assets</b>			
a. Property, plant and equipment	8,554.93	7,995.63	
b. Capital work-in-progress	756.61	276.69	
c. Right-of-use of assets	5,930.61	5,579.54	
d. Intangible assets	94.19	102.42	
e. Intangible assets under development	34.70	6.93	
f. Financial assets			
(i) Investments	2,176.99	465.45	
(ii) Loans	659.09	299.54	
(iii) Other financial assets	1,415.31	310.42	
g. Deferred tax assets (net)	361.54	285.94	
h. Non-current tax assets (net)	136.95	99.86	
i. Other non-current assets	396.75	264.76	
<b>Total non-current assets</b>	<b>20,517.67</b>	<b>15,687.18</b>	
<b>Current assets</b>			
a. Inventories	299.06	227.42	
b. Financial assets			
(i) Investments	3,714.30	5,495.01	
(ii) Trade receivables	1,003.50	784.62	
(iii) Cash and cash equivalents	172.80	168.90	
(iv) Bank balances other than (iii) above	0.05	0.20	
(v) Loans	50.43	30.45	
(vi) Other financial assets	492.77	981.96	
c. Other current assets	233.29	166.46	
<b>Total current assets</b>	<b>5,966.20</b>	<b>7,855.02</b>	
<b>TOTAL ASSETS</b>	<b>26,483.87</b>	<b>23,542.20</b>	
<b>EQUITY AND LIABILITIES</b>			
<b>EQUITY</b>			
a. Equity share capital	1,015.59	1,015.52	
b. Other equity	15,874.98	13,869.92	
<b>TOTAL EQUITY</b>	<b>16,890.57</b>	<b>14,885.44</b>	
<b>LIABILITIES</b>			
<b>Non-current liabilities</b>			
a. Financial liabilities			
(i) Lease liabilities	7,784.34	7,147.05	
b. Provisions	152.95	94.24	
<b>Total non-current liabilities</b>	<b>7,937.29</b>	<b>7,241.29</b>	
<b>Current liabilities</b>			
a. Financial liabilities			
(i) Lease liabilities	229.28	196.50	
(ii) Trade payables			
a) Total outstanding dues to micro enterprises and small enterprises	253.18	91.16	
b) Total outstanding dues to creditors other than micro enterprises and small enterprises	620.86	701.56	
(iii) Other financial liabilities	240.78	169.66	
b. Other current liabilities	263.23	191.33	
c. Provisions	48.68	65.26	
d. Current tax liabilities (net)	-	-	
<b>Total current liabilities</b>	<b>1,656.01</b>	<b>1,415.47</b>	
<b>TOTAL EQUITY AND LIABILITIES</b>	<b>26,483.87</b>	<b>23,542.20</b>	



**Independent Auditor's Report on the Quarterly and Year to Date Consolidated Financial Results of Rainbow Children's Medicare Limited Pursuant to the Regulation 33 of the SEBI (Listing Obligations and Disclosure Requirements) Regulations, 2015, as amended**

**To**  
**The Board of Directors of**  
**Rainbow Children's Medicare Limited**

**Report on the audit of the Consolidated Financial Results****Opinion**

We have audited the accompanying statement of quarterly and year to date consolidated financial results of Rainbow Children's Medicare Limited ("Holding Company") and its subsidiaries (the Holding Company and its subsidiaries together referred to as "the Group") for the quarter ended March 31, 2026 and for the year ended March 31, 2026 ("Statement"), attached herewith, being submitted by the Holding Company pursuant to the requirement of Regulation 33 of the SEBI (Listing Obligations and Disclosure Requirements) Regulations, 2015, as amended ("Listing Regulations")

In our opinion and to the best of our information and according to the explanations given to us and based on the consideration of the reports of the other auditors on separate audited financial statements/ financial results/financial information of the subsidiaries, the Statement:

- i. includes the results of the following entities;

**Holding Company:**

Rainbow Children's Medicare Limited


**Subsidiaries:**

- a. Rainbow Speciality Hospitals Private Limited
- b. Rosewalk Healthcare Private Limited
- c. Rainbow C R O Private Limited
- d. Rainbow Fertility Private Limited
- e. Rainbow Children's Hospital Private Limited
- f. Rainbow Woman & Children's Hospital Private Limited
- g. Prashanthi Medicare Private Limited (with effect from July 01, 2025)
- h. Pratiksha Women & Child Care Hospital Private Limited (with effect from August 18, 2025)

**Other Consolidating Entity:**

Rainbow Children's Hospital Foundation

- ii. are presented in accordance with the requirements of the Listing Regulations in this regard; and
- iii. gives a true and fair view in conformity with the applicable accounting standards, and other accounting principles generally accepted in India, of the consolidated net profit and other comprehensive income and other financial information of the Group for the quarter ended March 31, 2026 and for the year ended March 31, 2026.



# **S.R. BATLIBOI & ASSOCIATES LLP**

Chartered Accountants

## **Basis for Opinion**

We conducted our audit in accordance with the Standards on Auditing (SAs), as specified under Section 143(10) of the Companies Act, 2013, as amended (“the Act”). Our responsibilities under those Standards are further described in the “Auditor’s Responsibilities for the Audit of the Consolidated Financial Results” section of our report. We are independent of the Group, in accordance with the ‘Code of Ethics’ issued by the Institute of Chartered Accountants of India together with the ethical requirements that are relevant to our audit of the financial statements under the provisions of the Act and the Rules thereunder, and we have fulfilled our other ethical responsibilities in accordance with these requirements and the Code of Ethics. We believe that the audit evidence obtained by us and other auditors in terms of their reports referred to in “Other Matter” paragraph below, is sufficient and appropriate to provide a basis for our opinion.

## **Management’s Responsibilities for the Consolidated Financial Results**

The Statement has been prepared on the basis of the consolidated annual financial statements. The Holding Company’s Board of Directors are responsible for the preparation and presentation of the Statement that give a true and fair view of the net profit and other comprehensive income and other financial information of the Group in accordance with the applicable accounting standards prescribed under section 133 of the Act read with relevant rules issued thereunder and other accounting principles generally accepted in India and in compliance with Regulation 33 of the Listing Regulations. The respective Board of Directors of the companies included in the Group are responsible for maintenance of adequate accounting records in accordance with the provisions of the Act for safeguarding of the assets of their respective companies and for preventing and detecting frauds and other irregularities; selection and application of appropriate accounting policies; making judgments and estimates that are reasonable and prudent; and the design, implementation and maintenance of adequate internal financial controls, that were operating effectively for ensuring the accuracy and completeness of the accounting records, relevant to the preparation and presentation of the Statement that give a true and fair view and are free from material misstatement, whether due to fraud or error, which have been used for the purpose of preparation of the Statement by the Directors of the Holding Company, as aforesaid.

In preparing the Statement, the respective Board of Directors of the companies included in the Group are responsible for assessing the ability of their respective companies to continue as a going concern, disclosing, as applicable, matters related to going concern and using the going concern basis of accounting unless management either intends to liquidate the Group or to cease operations, or has no realistic alternative but to do so.


The respective Board of Directors of the companies included in the Group are also responsible for overseeing the financial reporting process of their respective companies.

## **Auditor’s Responsibilities for the Audit of the Consolidated Financial Results**

Our objectives are to obtain reasonable assurance about whether the Statement as a whole is free from material misstatement, whether due to fraud or error, and to issue an auditor’s report that includes our opinion. Reasonable assurance is a high level of assurance, but is not a guarantee that an audit conducted in accordance with SAs will always detect a material misstatement when it exists. Misstatements can arise from fraud or error and are considered material if, individually or in the aggregate, they could reasonably be expected to influence the economic decisions of users taken on the basis of the Statement.

As part of an audit in accordance with SAs, we exercise professional judgment and maintain professional skepticism throughout the audit. We also:

- Identify and assess the risks of material misstatement of the Statement, whether due to fraud or error, design and perform audit procedures responsive to those risks, and obtain audit evidence



# **S.R. BATLIBOI & ASSOCIATES LLP**

Chartered Accountants

that is sufficient and appropriate to provide a basis for our opinion. The risk of not detecting a material misstatement resulting from fraud is higher than for one resulting from error, as fraud may involve collusion, forgery, intentional omissions, misrepresentations, or the override of internal control.


- Obtain an understanding of internal control relevant to the audit in order to design audit procedures that are appropriate in the circumstances. Under Section 143(3)(i) of the Act, we are also responsible for expressing our opinion on whether the company has adequate internal financial controls with reference to financial statements in place and the operating effectiveness of such controls.
- Evaluate the appropriateness of accounting policies used and the reasonableness of accounting estimates and related disclosures made by the Board of Directors.
- Conclude on the appropriateness of the Board of Directors' use of the going concern basis of accounting and, based on the audit evidence obtained, whether a material uncertainty exists related to events or conditions that may cast significant doubt on the ability of the Group to continue as a going concern. If we conclude that a material uncertainty exists, we are required to draw attention in our auditor's report to the related disclosures in the Statement or, if such disclosures are inadequate, to modify our opinion. Our conclusions are based on the audit evidence obtained up to the date of our auditor's report. However, future events or conditions may cause the Group to cease to continue as a going concern.
- Evaluate the overall presentation, structure and content of the Statement, including the disclosures, and whether the Statement represent the underlying transactions and events in a manner that achieves fair presentation.
- Obtain sufficient appropriate audit evidence regarding the financial results/financial information of the entities within the Group of which we are the independent auditors to express an opinion on the Statement. We are responsible for the direction, supervision and performance of the audit of the financial information of such entities included in the Statement of which we are the independent auditors. For the other entities included in the Statement, which have been audited by other auditors, such other auditors remain responsible for the direction, supervision and performance of the audits carried out by them. We remain solely responsible for our audit opinion.

We communicate with those charged with governance of the Holding Company and such other entities included in the Statement of which we are the independent auditors regarding, among other matters, the planned scope and timing of the audit and significant audit findings, including any significant deficiencies in internal control that we identify during our audit. We also provide those charged with governance with a statement that we have complied with relevant ethical requirements regarding independence, and to communicate with them all relationships and other matters that may reasonably be thought to bear on our independence, and where applicable, related safeguards.

We also performed procedures in accordance with the Master Circular issued by the Securities Exchange Board of India under Regulation 33 (8) of the Listing Regulations, to the extent applicable.

## **Other Matter**

The accompanying Statement includes the financial results and other financial information of in respect of 6 subsidiaries, whose financial results include total assets of Rs 936.79 million as at March 31, 2026, total revenues of Rs 215.69 million and Rs 817.02 million, total net profit after tax of Rs 141.84 million and Rs 210.29 million, total comprehensive income of Rs 140.11 million and Rs 209.73 million, for the quarter and the year ended on that date respectively, and net cash inflows of Rs 25.67 million for the year ended March 31, 2026, as considered in the Statement which have been audited by their respective independent auditors.



# **S.R. BATLIBOI & ASSOCIATES LLP**

Chartered Accountants

The independent auditor's report on the financial results and other financial information of these entities have been furnished to us by the Management and our opinion on the Statement in so far as it relates to the amounts and disclosures included in respect of these subsidiaries is based solely on the reports of such auditors and the procedures performed by us as stated in paragraph above.

Our opinion on the Statement is not modified in respect of the above matters with respect to our reliance on the work done and the reports of the other auditors.

The Statement includes the results for the quarter ended March 31, 2026 being the balancing figures between the audited figures in respect of the full financial year ended March 31, 2026 and the published unaudited year-to-date figures up to the end of the third quarter of the current financial year, which were subjected to a limited review by us, as required under the Listing Regulations.

**For S.R. Batliboi & Associates LLP**

Chartered Accountants

**ICAI Firm Registration Number: 101049W/E300004**

  
per Atin Bhargava  
Partner

Membership No.: 504777

UDIN: 26504777YERFHQ6683

Place: Hyderabad

Date: May 23, 2026



**Rainbow Children's Medicare Limited**  
CIN: L85110TG1998PLC029914

Registered Office : 8-2-120/103/1, Survey No. 403, Road No.2, Banjara Hills, Hyderabad, Telangana-500034  
Tel: +91 40 4969 2244, e-mail : companysecretary@rainbowhospitals.in

**Statement of Audited Consolidated Financial Results for the quarter and year ended 31 March 2026**

(Rs. in Million except per share data)

Particulars	Quarter ended			Year ended	
	31 March 2026	31 December 2025	31 March 2025	31 March 2026	31 March 2025
	Audited	Unaudited	Audited	Audited	Audited
<b>1. Income</b>					
a. Revenue from operations	4,599.01	4,454.48	3,701.07	17,030.77	15,158.66
b. Other income	50.64	105.13	145.27	437.88	510.08
<b>Total income</b>	<b>4,649.65</b>	<b>4,559.61</b>	<b>3,846.34</b>	<b>17,468.65</b>	<b>15,668.74</b>
<b>2. Expenses</b>					
a. Cost of materials consumed	569.83	603.34	470.41	2,270.29	1,949.20
b. Employee benefits expense	630.70	600.60	543.16	2,335.30	2,063.67
c. Finance costs	204.95	201.95	181.21	776.17	724.55
d. Depreciation and amortisation expense	409.42	396.00	341.63	1,505.70	1,384.40
e. Professional fees to doctors	1,126.71	1,080.62	944.61	4,188.10	3,690.21
f. Other expenses	824.74	700.16	595.63	2,795.41	2,556.70
<b>Total expenses</b>	<b>3,766.35</b>	<b>3,582.67</b>	<b>3,076.65</b>	<b>13,870.97</b>	<b>12,368.73</b>
<b>3. Profit before exceptional items and tax [1-2]</b>	<b>883.30</b>	<b>976.94</b>	<b>769.69</b>	<b>3,597.68</b>	<b>3,300.01</b>
<b>4. Exceptional items</b>	15.39	-	-	15.39	-
<b>5. Profit before tax [3-4]</b>	<b>867.91</b>	<b>976.94</b>	<b>769.69</b>	<b>3,582.29</b>	<b>3,300.01</b>
<b>6. Tax expenses</b>					
a. Current tax	258.34	238.99	194.51	964.79	873.08
b. Deferred tax expense/(credit)	(172.61)	(1.02)	6.35	(194.48)	(35.19)
c. Adjustment of tax relating to earlier periods	-0.00	-	3.30	(3.46)	19.85
<b>Total tax expense</b>	<b>85.73</b>	<b>237.97</b>	<b>204.16</b>	<b>766.85</b>	<b>857.74</b>
<b>7. Profit after tax [5-6]</b>	<b>782.18</b>	<b>738.97</b>	<b>565.53</b>	<b>2,815.44</b>	<b>2,442.27</b>
<b>8. Other comprehensive income</b>					
Items that will not be reclassified subsequently to the Statement of Profit or Loss					
a. Re-measurement (loss)/gain on defined ben	(8.85)	(0.24)	40.09	(9.58)	(0.98)
b. Income tax effect	2.13	0.10	(10.04)	2.41	0.37
<b>Other comprehensive income (net of tax)</b>	<b>(6.72)</b>	<b>(0.14)</b>	<b>30.05</b>	<b>(7.17)</b>	<b>(0.61)</b>
<b>9. Total comprehensive income [7+8]</b>	<b>775.46</b>	<b>738.83</b>	<b>595.58</b>	<b>2,808.27</b>	<b>2,441.66</b>
<b>Profit after tax attributable to</b>					
Owners of the Company	770.43	725.31	563.35	2,783.23	2,434.24
Non-controlling interests	11.75	13.66	2.18	32.21	8.03
<b>Profit after tax</b>	<b>782.18</b>	<b>738.97</b>	<b>565.53</b>	<b>2,815.44</b>	<b>2,442.27</b>
<b>Other comprehensive income attributable to</b>					
Owners of the Company	(6.54)	(0.19)	29.84	(7.12)	(0.83)
Non-controlling interests	(0.17)	0.04	0.21	(0.05)	0.22
<b>Other comprehensive income</b>	<b>(6.71)</b>	<b>(0.15)</b>	<b>30.05</b>	<b>(7.17)</b>	<b>(0.61)</b>
<b>Total comprehensive income attributable to</b>					
Owners of the Company	763.89	725.12	593.19	2,776.11	2,433.41
Non-controlling interests	11.58	13.70	2.39	32.16	8.25
<b>Total comprehensive income</b>	<b>775.47</b>	<b>738.82</b>	<b>595.58</b>	<b>2,808.27</b>	<b>2,441.66</b>
<b>10. Paid-up equity share capital (Face value of Rs. 10 each)</b>	1,015.59	1,015.59	1,015.52	1,015.59	1,015.52
<b>11. Other equity</b>				15,465.15	13,666.41
<b>12. Earning per share (Face value of Rs.10 each)</b>					
a. Basic (Rs)	7.59	7.14	5.55	27.41	23.97
b. Diluted (Rs)	7.59	7.14	5.55	27.41	23.84
	(Not annualised)	(Not annualised)	(Not annualised)		



**Notes :**

- 1 The above statement of audited consolidated financial results of Rainbow Children's Medicare Limited ("the Company"), its subsidiaries and other consolidating entity (the Company, its subsidiaries and other consolidating entity together referred to as "the Group") which have been prepared in accordance with Indian Accounting Standards ("Ind AS") prescribed under section 133 of Companies Act, 2013 ("the Act") read with relevant rules issued thereunder, other accounting principles generally accepted in India and guidelines issued by the Securities and Exchange Board of India ("SEBI") were reviewed and recommended by the Audit Committee and approved by the Board of Directors at their respective meetings held on 23 May 2026. The statutory auditors have expressed an unmodified audit opinion on these results.
- 2 The consolidated figures for the fourth quarter ended 31 March 2026 are the balancing figures between published audited figures in respect of the full previous financial year and the published unaudited year to date figures up to the third quarter of the relevant financial year and also figures upto the end of third quarter were only reviewed and not subject to audit.
- 3 The Board of Directors of the Company on 23 May 2026, recommended dividend for the financial year 2025-26 Rs. 3.50 per Equity Share of Rs.10 each aggregating to Rs. 355.46 million. The payment is subject to approval of the shareholders at the ensuing Annual General Meeting of the Company.
- 4 Effective 21 November 2025, the Government of India consolidated multiple existing labour laws into a unified framework comprising four Labour Codes, collectively referred to as the 'New Labour Codes'. The Ministry of Labour & Employment notified Central Rules on 08 May 2026, however State Rules are yet to be notified. The Company has considered restructured compensation of its employees with effect from 01 April 2026 and assessed the impact of changes consistent with the New Labour Codes, rules and FAQs. Under Ind AS 19, changes to employee benefit plans arising from legislative amendments constitute a plan amendment and require recognition of the resulting past service cost immediately in the statement of profit and loss. The implementation of New Labour Codes has resulted in an increase of Rs 15.39 million in the provision for defined benefit obligation, which has been recognised as an exceptional item in the statement of profit and loss in the current reporting period.
- 5 Pursuant to Securities Subscription Agreement ('SSA') and Shareholders Agreement ('SHA') dated 28 June 2025, the Company has acquired 76% of equity share capital and 100% of Non-Convertible Redeemable Preference shares of M/s. Prashanthi Medicare Private Limited ("Prashanthi Hospital") for an aggregate cash consideration of Rs. 326.00 million. Consequent to this acquisition, Prashanthi Hospital became a subsidiary of the Company with effect from 01 July 2025 upon satisfactory completion of the closing conditions under the SSA and has been consolidated with effect from that date. The transaction was accounted in accordance with Ind AS 103. The Group has recognised net assets (including intangibles assets) of Rs. 121.11 million and goodwill of Rs. 204.44 million. From the date of acquisition, Prashanthi hospital has contributed revenues amounting to Rs. 191.52 million and profit before tax amounting to Rs. 8.54 million to the Group's performance.
- 6 Pursuant to Securities Subscription Agreement ('SSA') and Shareholders Agreement ('SHA') dated 11 August 2025, the Company has acquired 76% of equity share capital and 100% of Non-Convertible Redeemable Preference shares of M/s. Pratiksha Women & Child Care Hospital Private Limited ('Pratiksha Hospital') for an aggregate cash consideration of Rs. 1,710 million. Consequent to this acquisition, Pratiksha Hospital became a subsidiary of the Company with effect from 18 August 2025 upon satisfactory completion of the closing conditions under the SSA and has been consolidated with effect from that date. The transaction was accounted in accordance with Ind AS 103. Based on the final allocation of purchase price, the Group has recognised net assets (including intangibles assets) of Rs 349.46 million and goodwill of Rs. 1,364.46 million. From the date of acquisition, Pratiksha hospital has contributed revenues amounting to Rs. 648.70 million and profit before tax amounting to Rs. 136.73 million to the Group's performance.
- 7 Pursuant to the resolutions passed by the Board of Directors on 09 February 2025 and by the Shareholders on 02 April 2025, the Company approved 'The Rainbow Children's Medicare Limited - Employee Stock Option Scheme 2025 ("ESOP 2025") in compliance with the SEBI (Share Based Employee Benefits and Sweat Equity) Regulations, 2021 ("SEBI SBEB SE Regulations"). The ESOP 2025 is for issue of employee stock options to eligible employees, which may result in an issuance of a maximum number of 1,015,000 Equity Shares. Upon exercise and payment of the exercise price, an option holder will be entitled to be allotted one equity share per employee stock option.  
The Nomination and Remuneration Committee ("NRC") of the Company in its meeting held on 23 May 2026, granted 267,550 Stock options under the ESOP 2025 to its eligible employees which shall be exercisable into 267,550 equity shares having face value of Rs.10 each fully paid-up. The Exercise price per stock option shall be determined at a discount of not more than 20% on the latest available closing price of the Company's equity shares on the National Stock Exchange of India Limited, being the stock exchange with the highest trading volume, as on 22 May 2026 i.e., the trading day immediately preceding the date on which the grant of options was approved by the NRC. The Stock options shall vest after the minimum vesting period of 1 year and not later than the maximum period of 10 years from the date of grant. The vested Stock options shall be exercisable within a period of maximum of 2 years from the date of each vesting.
- 8 The Group is principally engaged in a single business segment viz., rendering medical and healthcare services. Further the business operation of the group are concentrated in India, and hence, the group is considered to operate only in one geographical segment.
- 9 The consolidated financial results for the quarter and year to date ended 31 March 2026, are available on the BSE Limited website (URL: www.bseindia.com), the National Stock Exchange of India Limited website (URL: www.nseindia.com) and on the Company's website (URL: www.rainbowhospitals.in).
- 10 The audited consolidated financial results include the financial results of Rainbow Children's Medicare Limited and the financial results of its subsidiaries, Rainbow C R O Private Limited, Rainbow Fertility Private Limited, Rainbow Women & Children's Hospital Private Limited, Rainbow Speciality Hospitals Private Limited, Rosewalk Healthcare Private Limited, Rainbow Children's Hospital Private Limited, Prashanthi Medicare Private Limited, Pratiksha Women & Child Care Hospital Private Limited and its other consolidating entity, Rainbow Children's Hospital Foundation.


*for and on behalf of the Board of Directors of*  
**Rainbow Children's Medicare Limited**



**Dr. Ramesh Kancharla**  
*Chairman and Managing Director*  
DIN: 00212270

Place : Hyderabad  
Date : 23 May 2026

Consolidated Balance Sheet		(Rs. in Million)	
Particulars	As at		
	31 March 2026	31 March 2025	
	Audited	Audited	
<b>ASSETS</b>			
<b>Non-current assets</b>			
a. Property, plant and equipment	8,924.33	8,132.82	
b. Capital work-in-progress	757.51	277.66	
c. Right-of-use of assets	6,691.79	5,745.33	
d. Goodwill	1,568.90	-	
e. Other intangible assets	373.85	103.28	
f. Intangible assets under development	34.70	6.93	
g. Financial assets			
(i) Investments	0.03	0.03	
(ii) Loans	275.01	297.72	
(iii) Other financial assets	1,423.24	319.74	
h. Deferred tax assets (net)	500.70	295.89	
i. Non-current tax assets (net)	158.23	103.68	
j. Other non-current assets	411.57	266.25	
<b>Total non-current assets</b>	<b>21,119.86</b>	<b>15,549.33</b>	
<b>Current assets</b>			
a. Inventories	416.34	275.69	
b. Financial assets			
(i) Investments	4,044.95	5,707.28	
(ii) Trade receivables	1,031.79	773.01	
(iii) Cash and cash equivalents	338.94	202.55	
(iv) Bank balances other than (iii) above	-	0.20	
(v) Loans	40.01	30.00	
(vi) Other financial assets	506.43	1,054.70	
c. Other current assets	250.08	177.10	
<b>Total current assets</b>	<b>6,628.54</b>	<b>8,220.53</b>	
<b>TOTAL ASSETS</b>	<b>27,748.40</b>	<b>23,769.86</b>	
<b>EQUITY AND LIABILITIES</b>			
<b>EQUITY</b>			
a. Equity share capital	1,015.59	1,015.52	
b. Other equity	15,465.15	13,666.41	
<b>Equity attributable to owners of the Company</b>	<b>16,480.74</b>	<b>14,681.93</b>	
Non-controlling interest	155.14	68.17	
<b>TOTAL EQUITY</b>	<b>16,635.88</b>	<b>14,750.10</b>	
<b>LIABILITIES</b>			
<b>Non-current liabilities</b>			
a. Financial liabilities			
(i) Lease liabilities	8,653.69	7,416.79	
(ii) Other financial liabilities	434.07		
b. Provisions	180.16	97.25	
<b>Total non-current liabilities</b>	<b>9,267.91</b>	<b>7,514.04</b>	
<b>Current liabilities</b>			
a. Financial liabilities			
(i) Lease liabilities	256.14	219.02	
(ii) Trade payables			
a) Total outstanding dues to micro enterprises and small enterprises	295.89	102.02	
b) Total outstanding dues to creditor other than micro enterprises and small enterprises	709.79	740.20	
(iii) Other financial liabilities	259.65	178.07	
b. Other current liabilities	284.14	199.45	
c. Provisions	30.58	66.96	
d. Deferred tax liabilities (net)	7.92	-	
e. Current tax liabilities (net)	0.50	-	
<b>Total current liabilities</b>	<b>1,844.61</b>	<b>1,505.72</b>	
<b>TOTAL EQUITY AND LIABILITIES</b>	<b>27,748.40</b>	<b>23,769.86</b>	



## Consolidated Statement of Cash Flows

(Rs. in Million)

Particulars	For the year ended	For the year ended
	31 March 2026	31 March 2025
	Audited	Audited
<b>Cash flows from operating activities</b>		
Profit before tax	3,582.29	3,300.01
<b>Adjustments:</b>		
Depreciation and amortisation expense	1,505.70	1,384.40
Gain on redemption of mutual funds (net)	(246.82)	(78.53)
Unrealised foreign exchange loss (net)	(0.64)	0.14
Net gain on financial assets measured at fair value through profit or loss	(57.44)	(281.02)
Interest income on financial assets carried at amortised cost	(116.27)	(144.29)
Finance costs	776.17	724.55
Employee share based payment expense	29.12	(12.71)
Advances written off	-	0.10
Allowance for expected credit loss	53.30	7.31
Bad debts written off	0.51	1.73
Gain on sale of property, plant & equipment (net)	(11.98)	(0.80)
Liabilities no longer required written back	(4.73)	(1.68)
	<b>5,509.21</b>	<b>4,899.21</b>
<b>Adjustments for working capital:</b>		
Increase in inventories	(140.65)	(35.91)
Increase trade receivables	(312.59)	(77.63)
Increase in financial and other assets	(156.71)	(106.42)
Increase in trade payables	167.28	95.46
Increase in financial and current liabilities	108.44	(18.58)
Increase in provisions	36.95	56.38
<b>Cash generated from operations</b>	<b>5,211.93</b>	<b>4,812.51</b>
Income tax paid, net	(1,015.38)	(855.93)
<b>Net cash flows from operating activities (A)</b>	<b>4,196.55</b>	<b>3,956.58</b>
<b>Cash flows from investing activities</b>		
Purchase of property, plant and equipment, other intangibles, intangible assets under development including capital advances, capital creditors and capital work-in-progress	(2,164.55)	(1,456.70)
Proceeds from sale of property, plant and equipment	12.89	0.80
Acquisition of subsidiary, net of cash and cash equivalents acquired	(2,031.93)	-
Bank deposits invested with maturity of more than three months	(1,811.95)	(1,661.19)
Bank deposits redeemed with maturity of more than three months	1,326.15	2,489.94
Interest received	116.34	221.90
Gain on redemption of mutual funds (net)	-	-
Investment in mutual funds	(7,439.45)	(8,254.59)
Redemption of mutual funds	9,406.04	5,981.86
<b>Net cash flows used in investing activities (B)</b>	<b>(2,586.46)</b>	<b>(2,677.98)</b>
<b>Cash flows from financing activities</b>		
Payment of principal portion of lease liabilities	(179.99)	(148.55)
Interest paid	(776.17)	(724.55)
Purchase of treasury shares	(212.96)	-
Dividend paid	(304.65)	(304.64)
Proceeds from issue of equity shares on exercise of employee stock options	0.07	0.50
Refund of share issue expenses	-	-
<b>Net cash flows used in financing activities (C)</b>	<b>(1,473.70)</b>	<b>(1,177.24)</b>
<b>Net increase in cash and cash equivalents (A+B+C)</b>	<b>136.39</b>	<b>101.36</b>
Cash and cash equivalents at the beginning of the year	202.55	101.19
Cash and cash equivalents at the end of the year (note a)	<b>338.94</b>	<b>202.55</b>

## Notes:

a) Components of cash and cash equivalents	As at	As at
	31 March 2026	31 March 2025
Cash on hand	11.33	11.80
Balance with banks:		
- Current accounts	327.61	190.75
- On deposit accounts (with original maturity of 3 months or less)	-	-
	<b>338.94</b>	<b>202.55</b>

